



## Online Job Postings Occupational Job Functions

View a report of online job posting trends for each of the job functions listed below. A job function is a grouping of related occupations. These monthly reports contain the top occupations and employers advertised online through [OhioMeansJobs.com](http://OhioMeansJobs.com). For each job function, learn the base salary, educational requirements, top certifications, and skills employers are seeking. A listing of the occupations within each job function is also available at [Related Occupations with Descriptions](#).

Select a job function below.

Administration/Clerical	Creative/Talent	Education/Training	Engineering/ Quality Assurance
Executive Management	Facilities/Construction	Finance/Accounting	Hospitality/Services
Human Resources	Information/Technology	Legal	Maintenance/Repair
Manufacturing/Resources	Marketing/Public Relations	Medical/Health	Operations/Logistics
Sales/Business Development	Science/R&D	Security	Social Services

The job function reports are created through data provided by TalentNeuron™. In addition to these reports, each month [OhioMeansJobs.com](http://OhioMeansJobs.com) provides reports on job postings trends for Ohio and the JobsOhio network regions. These reports are readily available for businesses, career service professionals and schools.

Please refer questions or requests to: [ContactLMI@jfs.ohio.gov](mailto:ContactLMI@jfs.ohio.gov).



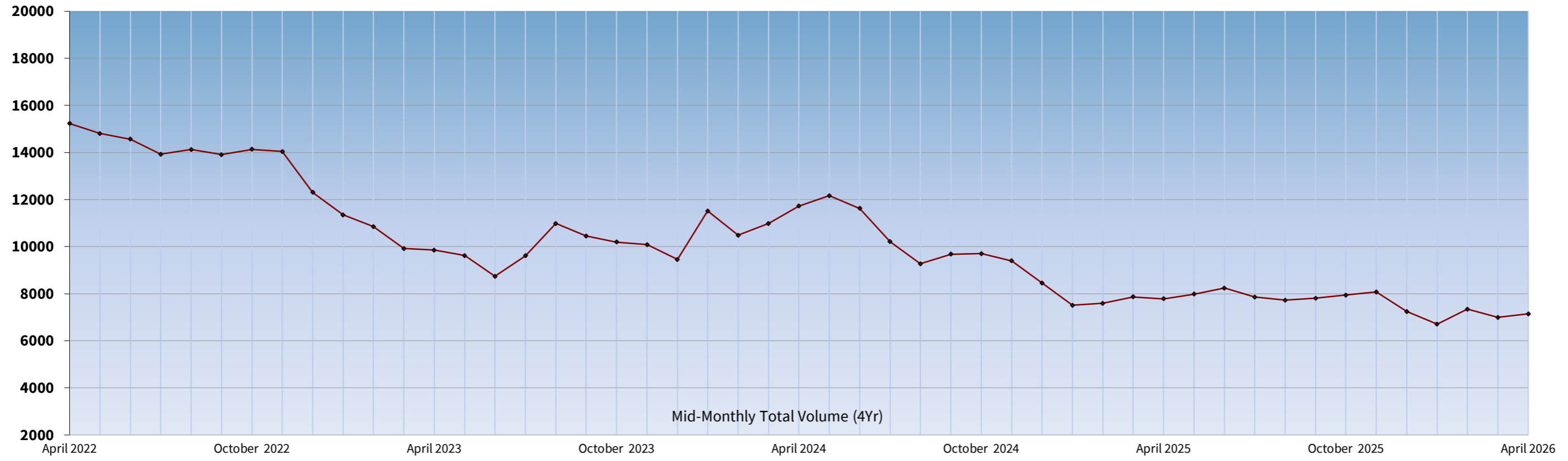
# Online Job Postings

## Administration/Clerical Job Function

April 2026

OhioMeansJobs.com

A total of 7,149 job openings were posted online from March 14, 2026, through April 13, 2026, for the administration/clerical job function. The graph below shows historical trends for ads posted over the last several years.



### Salary for Job Ads

Salary Range	Ads
Entry Level Jobs (less than \$30K)	2.2%
Middle Income Jobs (\$30K-\$49K)	61.1%
Upper Middle Income Jobs (\$50K-\$79K)	26.3%
High Income Jobs (\$80K-\$99K)	5.7%
Six Figure Jobs (\$100K+)	4.9%

### Education for Job Ads

Education Range	Ads
GED/High School	69.4%
Associate Level	6.7%
Bachelor's Degree	22.7%
Master's Degree	1.0%
Doctoral Degree	0.1%

### Top Certifications for Job Ads

Certifications	Ads
Driver's License	774
HAZMAT	199
Occupational Safety & Health Administration Certification	163
Security clearance	140
Forklift certification	109
Secret security clearance	104
Financial Industry Regulatory Authority	102
Nationwide Mortgage Licensing System	70
First Aid certification	55
Top Secret Sensitive Compartmented Information	52

### Top Skills for Job Ads

Skills	Ads
Customer service	2,871
Operations	2,208
Scheduling	1,688
Microsoft Office	1,442
Forklifts	1,192
Shipping	1,101
Computer usage (basic)	1,090
Microsoft Excel	958
Mathematics	882
Microsoft Word	859

### Top Employers with the Most Job Ads

Employer	Ads
Walmart	376
Lowe's	211
Kroger	207
Meijer	142
Chipotle Mexican Grill	115
DSV	113
KeyBank	102
PNC Financial Services	94
Woodforest National Bank	76
Banta Global Turnkey	60
Ryder	56
University Hospitals	51
Cedar Point	51
Coca-Cola	48
Fastenal	48
TJX Companies	45
Whole Foods Market	45
PENSKE	44
ThyssenKrupp AG	41
CCBCC	39
Peoples Bancorp Inc	38
Farmers National Bankj	37
Cardinal Health	36
Coca-Cola Bottling Company	35
HD Supply	33
Chico's	31
RETAILDATA	30
City of Cincinnati	30
Pepsi	29
Tractor Supply Company	28

### Top Occupations with the Most Job Ads

Occupation	Ads
Stockers and Order Fillers	2,494
Shipping, Receiving, and Inventory Clerks	597
Secretaries and Administrative Assistants, Except Legal, Medical, and Executive	516
First-Line Supervisors of Office and Administrative Support Workers	513
Business Operations Specialists, All Other	407
Bookkeeping, Accounting, and Auditing Clerks	392
Tellers	389
Office Clerks, General	374
Executive Secretaries and Executive Administrative Assistants	326
Production, Planning, and Expediting Clerks	204
New Accounts Clerks	138
Facilities Managers	124
Receptionists and Information Clerks	115
Billing and Posting Clerks	113
Bill and Account Collectors	90
Order Clerks	75
Office and Administrative Support Workers, All Other	31
Data Entry Keyers	28
Urban and Regional Planners	27
Court, Municipal, and License Clerks	24
Library Assistants, Clerical	23
Information and Record Clerks, All Other	23
Administrative Services Managers	20
Interviewers, Except Eligibility and Loan	17
Mail Clerks and Mail Machine Operators, Except Postal Service	15
Eligibility Interviewers, Government Programs	14
Credit Authorizers, Checkers, and Clerks	10
Weighers, Measurers, Checkers, and Samplers, Recordkeeping	9
Correspondence Clerks	8
Proofreaders and Copy Markers	7

EDITOR'S NOTE: This report is based on data provided by TalentNeuron, a global research and advisory company. Through this partnership, new data sources and improved methodologies are available to better understand occupational demand over time. This reflects a change from the methodology used to produce these reports prior to October 2023.

This information is a snapshot in time and may not represent long-term trends. Any of this data, including historical reports, may vary slightly over time, as minor revisions are continually made to this live database. Some ads may appear in two or more occupation codes and may be counted more than once. This information should be used in conjunction with local labor market information to analyze current occupational demand.

This data has not been seasonally adjusted. Sometimes seasonal adjustment is used to remove fluctuations in unemployment and labor force trends that normally occur with changes in the season. Seasonal variation in employment occurs for natural and institutional reasons, including reduced employment involving outdoor activities during winter, changes in labor force and unemployment levels with opening and closing of schools, and layoffs during the automobile model changeover period. Seasonal variations can also affect the number of online job ads, so over the year it will affect the data in this report.

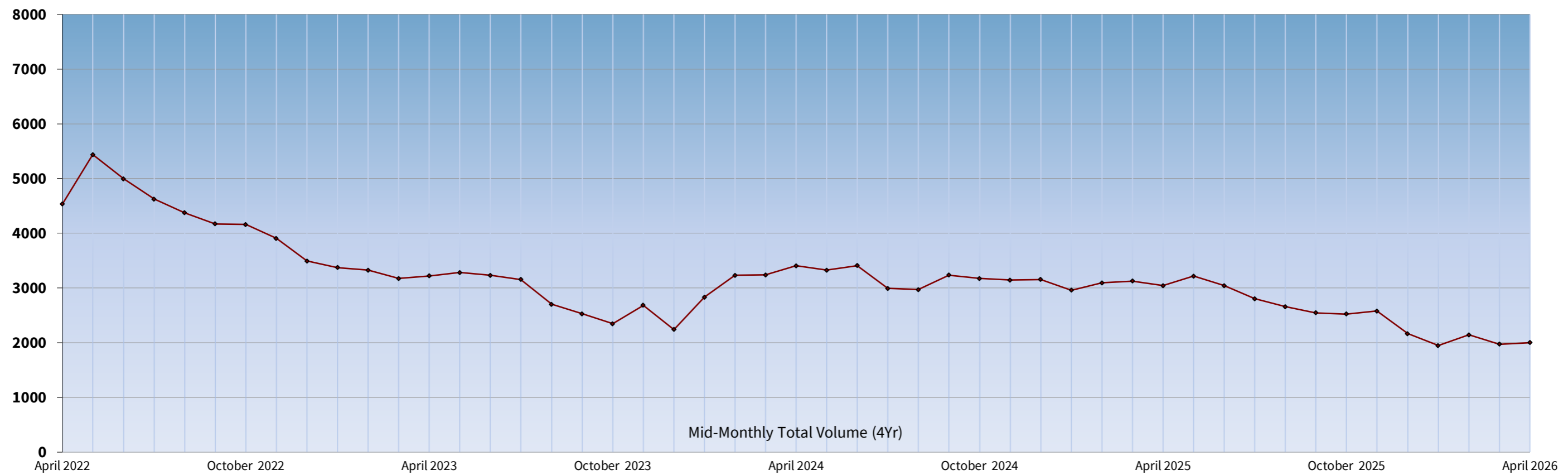


## Online Job Postings Creative/Talent Job Function

April 2026

OhioMeansJobs.com

A total of 2,003 job openings were posted online from March 14, 2026, through April 13, 2026, for the creative/talent job function. The graph below shows historical trends for ads posted over the last several years.



### Salary for Job Ads

Salary Range	Ads
Entry Level Jobs (less than \$30K)	2.6%
Middle Income Jobs (\$30K-\$49K)	20.2%
Upper Middle Income Jobs (\$50K-\$79K)	65.3%
High Income Jobs (\$80K-\$99K)	7.4%
Six Figure Jobs (\$100K+)	4.5%

### Education for Job Ads

Education Range	Ads
GED/High School	37.5%
Associate Level	4.1%
Bachelor's Degree	58.0%
Master's Degree	0.2%
Doctoral Degree	0.0%

### Top Certifications for Job Ads

Certifications	Ads
Driver's License	238
First Aid certification	149
Certification of Teaching	78
Accredited Business Communicator	22
Certified Personal Trainer	19
Secret security clearance	17
Security clearance	17
American Sign Language	16
Cloverleaf Certification	11
Teaching license	10

### Top Skills for Job Ads

Skills	Ads
Merchandising	375
Scheduling	343
Supervision	321
Customer service	317
Teaching	276
Marketing	257
Time management	215
Microsoft Office	154
Operations	152
Public relations	146

### Top Employers with the Most Job Ads

Employer	Ads
Home Depot	98
The Retail Odyssey Company	92
Hallmark	54
RETAILDATA	53
Youngstown City School District	38
Cloverleaf Schools	32
Northwest Local School District	26
Sinclair Broadcast Group	24
TJX Companies	24
Abercrombie & Fitch	24
Cedar Point	20
University of Cincinnati	19
ActionLink LLC	18
SkillZDr	17
Spar Group	16
Delaware City School District	16
Harding High School	16
Ohio Northern University	16
Stanford University	14
Southwestern City Schools	14
Trumbull County ESC	14
MASON CITY COMMUNITY SCHOOL	13
EAST CLEVELAND CITY SCHOOL DISTRICT	13
High School	12
TOCA Football	12
Marshalls	11
Oberlin College	11
Columbus Blue Jackets	11
Access 2 Interpreters, LLC	10
Bowling Green State University	10

### Top Occupations with the Most Job Ads

Occupation	Ads
Coaches and Scouts	747
Merchandise Displayers and Window Trimmers	422
Public Relations Specialists	140
Graphic Designers	129
Interior Designers	76
News Analysts, Reporters, and Journalists	75
Writers and Authors	72
Interpreters and Translators	60
Technical Writers	58
Producers and Directors	34
Audio and Video Technicians	22
Broadcast Technicians	18
Art Directors	17
Umpires, Referees, and Other Sports Officials	15
Editors	15
Photographers	15
Lighting Technicians	10
Floral Designers	9
Media and Communication Workers, All Other	9
Broadcast Announcers and Radio Disc Jockeys	7
Film and Video Editors	7
Special Effects Artists and Animators	6
Fashion Designers	5
Musicians and Singers	5
Music Directors and Composers	4
Sound Engineering Technicians	4
Desktop Publishers	4
Artists and Related Workers, All Other	3
Entertainers and Performers, Sports and Related Workers, All Other	3
Camera Operators, Television, Video, and Film	3

EDITOR'S NOTE: This report is based on data provided by TalentNeuron, a global research and advisory company. Through this partnership, new data sources and improved methodologies are available to better understand occupational demand over time. This reflects a change from the methodology used to produce these reports prior to October 2023.

This information is a snapshot in time and may not represent long-term trends. Any of this data, including historical reports, may vary slightly over time, as minor revisions are continually made to this live database. Some ads may appear in two or more occupation codes and may be counted more than once. This information should be used in conjunction with local labor market information to analyze current occupational demand.

This data has not been seasonally adjusted. Sometimes seasonal adjustment is used to remove fluctuations in unemployment and labor force trends that normally occur with changes in the season. Seasonal variation in employment occurs for natural and institutional reasons, including reduced employment involving outdoor activities during winter, changes in labor force and unemployment levels with opening and closing of schools, and layoffs during the automobile model changeover period. Seasonal variations can also affect the number of online job ads, so over the year it will affect the data in this report.



**Department of  
Job & Family Services**  
**OhioMeansJobs.com.**

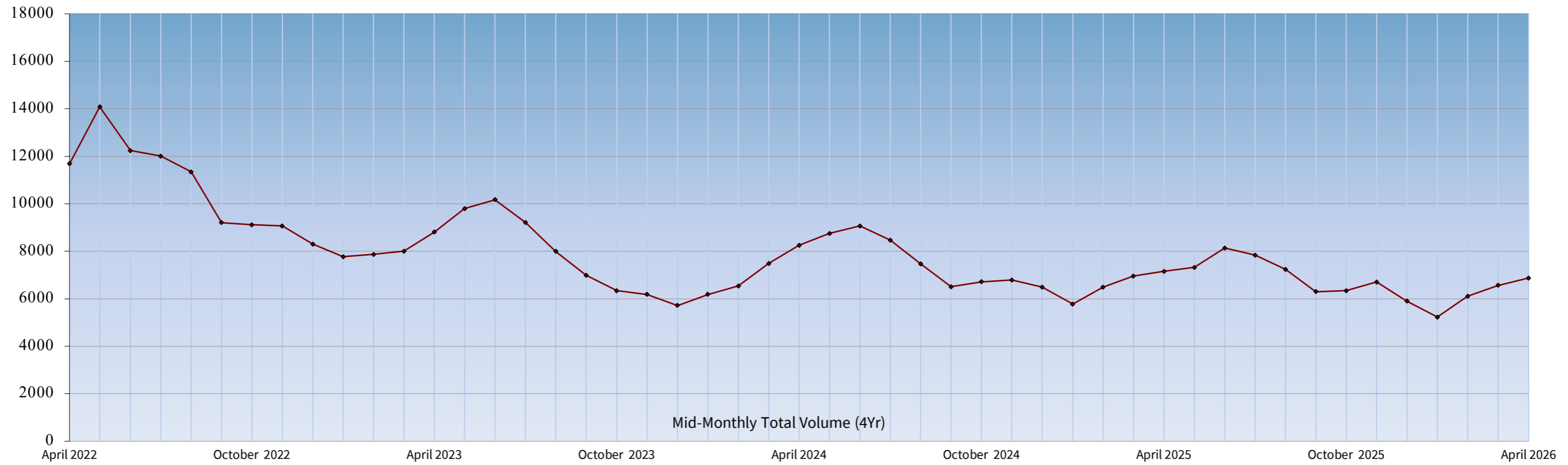


## Online Job Postings Education/Training Job Function

April 2026

OhioMeansJobs.com

A total of 6,871 job openings were posted online from March 14, 2026, through April 13, 2026, for the education/training job function. The graph below shows historical trends for ads posted over the last several years.



### Salary for Job Ads

Salary Range	Ads
Entry Level Jobs (less than \$30K)	1.5%
Middle Income Jobs (\$30K-\$49K)	21.0%
Upper Middle Income Jobs (\$50K-\$79K)	51.2%
High Income Jobs (\$80K-\$99K)	17.3%
Six Figure Jobs (\$100K+)	9.1%

### Education for Job Ads

Education Range	Ads
GED/High School	14.2%
Associate Level	10.1%
Bachelor's Degree	60.6%
Master's Degree	7.8%
Doctoral Degree	7.3%

### Top Certifications for Job Ads

Certifications	Ads
Teaching license	589
First Aid certification	359
Certification of Teaching	225
Driver's License	211
Board Eligible	138
Medical License	119
Certified Registered Nurse	117
Certification in Cardiopulmonary Resuscitation	95
American Board of Dermatology	85
Certification in Ethics	78

### Top Skills for Job Ads

Skills	Ads
Teaching	5,080
Supervision	1,342
Teaching Experience	989
Intervening	820
Scheduling	596
Mathematics	585
Special Education	546
Operations	517
Classroom management	474
Individualized Education Program	461

### Top Employers with the Most Job Ads

Employer	Ads
University of Cincinnati	417
Ohio State University Wexner Medical Center	188
University Hospitals	168
Ohio Northern University	124
Ohio University	116
Sinclair Community College	101
Learning Care Group	100
Cherry Hill Township	96
University of Toledo	93
Youngstown State University	92
Columbus State Community College	88
Columbus City Schools	88
Ymca	81
Miami University	76
Delaware City School District	69
ACCEL	66
Bowling Green State University	66
NEW STORY SCHOOL	64
CHILDREN'S HOSPITAL MEDICAL CENTER	63
Dayton Public Schools	63
OHIO State University	60
Lakota Local Schools	59
Trumbull County ESC	51
Young Mens Christian Association	42
EMIT Learning	40
Kindercare	40
Wright State University	40
Oberlin College	39
Springfield City Schools	36
DSS Holding	36

### Top Occupations with the Most Job Ads

Occupation	Ads
Health Specialties Teachers, Postsecondary	1,016
Secondary School Teachers, Except Special and Career/Technical Education	621
Middle School Teachers, Except Special and Career/Technical Education	499
Elementary School Teachers, Except Special Education	482
Teaching Assts., Preschool, Elementary, Middle, & Secondary School, Except Special Ed.	406
Preschool Teachers, Except Special Education	385
Education Administrators, Kindergarten through Secondary	302
Special Education Teachers, Secondary School	217
Career/Technical Education Teachers, Postsecondary	192
Special Education Teachers, All Other	191
Self-Enrichment Teachers	191
Special Education Teachers, Middle School	154
Special Education Teachers, Elementary School	149
Instructional Coordinators	131
Teaching Assistants, Special Education	124
Teaching Assistants, All Other	121
Education Administrators, Postsecondary	113
Nursing Instructors and Teachers, Postsecondary	111
Art, Drama, and Music Teachers, Postsecondary	106
Exercise Trainers and Group Fitness Instructors	106
Engineering Teachers, Postsecondary	94
Career/Technical Education Teachers, Secondary School	92
Substitute Teachers, Short-Term	81
Athletic Trainers	78
Business Teachers, Postsecondary	71
Tutors	69
Teaching Assistants, Postsecondary	57
Teachers and Instructors, All Other	52
Computer Science Teachers, Postsecondary	48
Biological Science Teachers, Postsecondary	46

EDITOR'S NOTE: This report is based on data provided by TalentNeuron, a global research and advisory company. Through this partnership, new data sources and improved methodologies are available to better understand occupational demand over time. This reflects a change from the methodology used to produce these reports prior to October 2023.

This information is a snapshot in time and may not represent long-term trends. Any of this data, including historical reports, may vary slightly over time, as minor revisions are continually made to this live database. Some ads may appear in two or more occupation codes and may be counted more than once. This information should be used in conjunction with local labor market information to analyze current occupational demand.

This data has not been seasonally adjusted. Sometimes seasonal adjustment is used to remove fluctuations in unemployment and labor force trends that normally occur with changes in the season. Seasonal variation in employment occurs for natural and institutional reasons, including reduced employment involving outdoor activities during winter, changes in labor force and unemployment levels with opening and closing of schools, and layoffs during the automobile model changeover period. Seasonal variations can also affect the number of online job ads, so over the year it will affect the data in this report.



**Department of  
Job & Family Services**  
**OhioMeansJobs.com.**



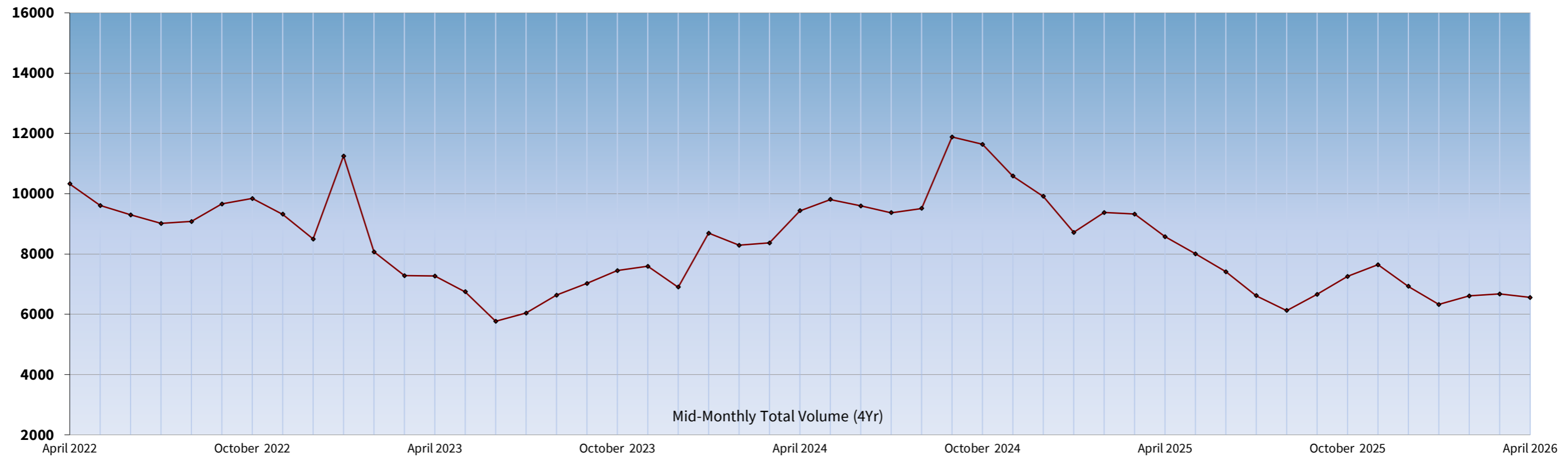
# Online Job Postings

## Engineering/Quality Assurance Job Function

April 2026

OhioMeansJobs.com

A total of 6,555 job openings were posted online from March 14, 2026, through April 13, 2026, for the engineering/quality assurance job function. The graph below shows historical trends for ads posted over the last several years.



### Salary for Job Ads

Salary Range	Ads
Entry Level Jobs (less than \$30K)	0.0%
Middle Income Jobs (\$30K-\$49K)	0.8%
Upper Middle Income Jobs (\$50K-\$79K)	16.2%
High Income Jobs (\$80K-\$99K)	24.2%
Six Figure Jobs (\$100K+)	58.8%

### Education for Job Ads

Education Range	Ads
GED/High School	4.5%
Associate Level	8.6%
Bachelor's Degree	85.0%
Master's Degree	1.5%
Doctoral Degree	0.4%

### Top Certifications for Job Ads

Certifications	Ads
Driver's License	709
Professional Engineer License	637
Security clearance	629
Accreditation Board for Engineering and Technology	363
Secret security clearance	318
Occupational Safety & Health Administration Certification	311
Engineer-In-Training	253
Project Management Professional	214
National Fire Protection Association Standards	165
National Electrical Code	159

### Top Skills for Job Ads

Skills	Ads
Project management	1,849
Scheduling	1,786
Operations	1,606
Continuous improvement	1,332
Microsoft Office	1,242
Mechanical engineering	1,052
Electrical engineering	1,028
AutoCAD	958
Best practices	861
Computer aided design	854

### Top Employers with the Most Job Ads

Employer	Ads
GE Aerospace	376
Vertiv Inc	171
Parker Hannifin Corp	102
Modern Technology Solutions, Inc.	66
Woolpert	65
ARCADIS	60
First Solar	58
GAI Consultants, Inc.	56
Sierra Nevada Corporation	55
L3Harris Technologies	53
KOKOSING	52
Precision Castparts Corp.	51
Cummins Inc.	48
Terracon	46
Leidos	42
Crown Equipment Corporation	42
Rockwell Automation	41
Huntington Ingalls Industries	40
Battelle Memorial Institute	40
American Structurepoint, Inc.	40
Anduril Industries	39
Turner Construction Company	38
Ceso, Inc.	37
Enercon	37
Jacobs	37
Burns & Mcdonnell	36
SSOE Group	35
Whirlpool	33
Kimley-Horn	33
American Electric Power	32

### Top Occupations with the Most Job Ads

Occupation	Ads
Industrial Engineers	1,092
Civil Engineers	944
Architectural and Engineering Managers	788
Mechanical Engineers	693
Electrical Engineers	608
Aerospace Engineers	296
Engineering Technologists and Technicians, Except Drafters, All Other	258
Computer Occupations, All Other	224
Electrical and Electronic Engineering Technologists and Technicians	224
Marine Engineers and Naval Architects	167
Mechanical Engineering Technologists and Technicians	142
Materials Engineers	135
Engineers, All Other	127
Civil Engineering Technologists and Technicians	113
Health and Safety Engineers, Except Mining Safety Engineers and Inspectors	111
Electro-Mechanical and Mechatronics Technologists and Technicians	92
Industrial Engineering Technologists and Technicians	84
Environmental Engineering Technologists and Technicians	67
Environmental Engineers	65
Chemical Engineers	48
Electronics Engineers, Except Computer	48
Agricultural Engineers	45
Mechanical Drafters	34
Bioengineers and Biomedical Engineers	30
Commercial and Industrial Designers	26
Calibration Technologists and Technicians	23
Ship Engineers	16
Nuclear Engineers	15
Electrical and Electronics Drafters	14
Aerospace Engineering and Operations Technologists and Technicians	9

EDITOR'S NOTE: This report is based on data provided by TalentNeuron, a global research and advisory company. Through this partnership, new data sources and improved methodologies are available to better understand occupational demand over time. This reflects a change from the methodology used to produce these reports prior to October 2023.

This information is a snapshot in time and may not represent long-term trends. Any of this data, including historical reports, may vary slightly over time, as minor revisions are continually made to this live database. Some ads may appear in two or more occupation codes and may be counted more than once. This information should be used in conjunction with local labor market information to analyze current occupational demand.

This data has not been seasonally adjusted. Sometimes seasonal adjustment is used to remove fluctuations in unemployment and labor force trends that normally occur with changes in the season. Seasonal variation in employment occurs for natural and institutional reasons, including reduced employment involving outdoor activities during winter, changes in labor force and unemployment levels with opening and closing of schools, and layoffs during the automobile model changeover period. Seasonal variations can also affect the number of online job ads, so over the year it will affect the data in this report.



**Department of  
Job & Family Services**  
[OhioMeansJobs.com](http://OhioMeansJobs.com)



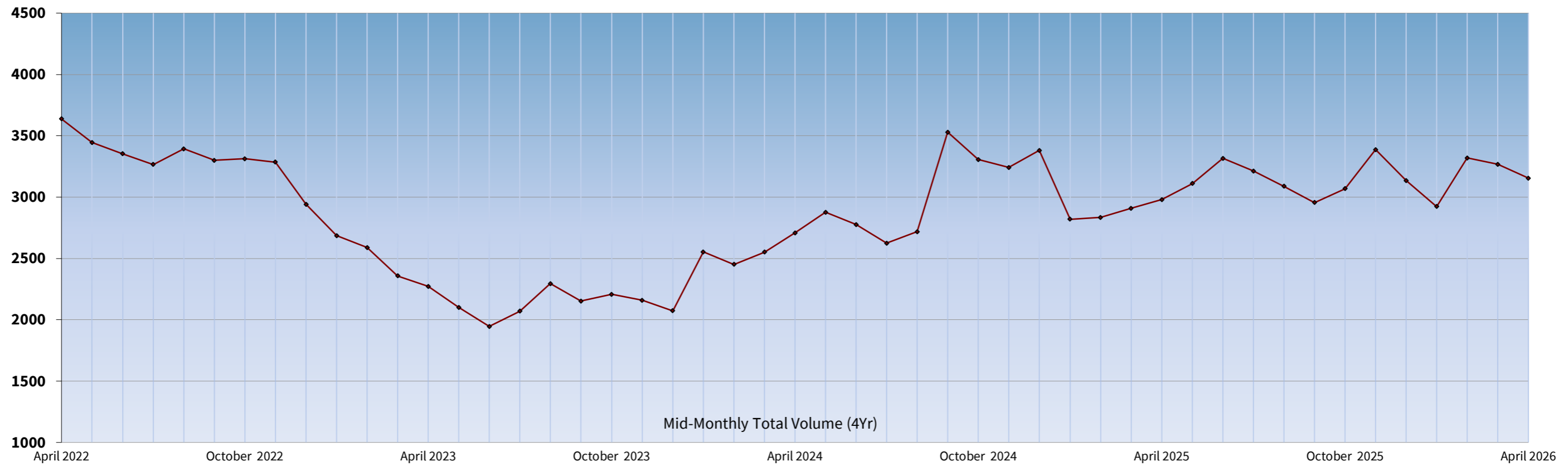
# Online Job Postings

## Executive Management Job Function

April 2026

OhioMeansJobs.com

A total of 3,155 job openings were posted online from March 14, 2026, through April 13, 2026, for the executive management job function. The graph below shows historical trends for ads posted over the last several years.



### Salary for Job Ads

Salary Range	Ads
Entry Level Jobs (less than \$30K)	0.0%
Middle Income Jobs (\$30K-\$49K)	1.0%
Upper Middle Income Jobs (\$50K-\$79K)	12.4%
High Income Jobs (\$80K-\$99K)	28.2%
Six Figure Jobs (\$100K+)	58.4%

### Education for Job Ads

Education Range	Ads
GED/High School	5.1%
Associate Level	1.1%
Bachelor's Degree	92.4%
Master's Degree	1.4%
Doctoral Degree	0.0%

### Top Certifications for Job Ads

Certifications	Ads
Project Management Professional	414
Driver's License	308
Project Management Institute	135
Security clearance	118
Secret security clearance	73
Occupational Safety & Health Administration Certification	62
Certified Service Manager	43
Financial Industry Regulatory Authority	38
Certified Purchasing Manager	38
Certified Associate in Project Management	36

### Top Skills for Job Ads

Skills	Ads
Operations	1,585
Project management	1,297
Scheduling	1,009
Continuous improvement	731
Best practices	659
Microsoft Office	594
Customer service	557
Project planning	467
Supply chain	457
Risk management	454

### Top Employers with the Most Job Ads

Employer	Ads
ACCENTURE	214
Domino's Pizza	66
Vertiv Inc	58
GE Aerospace	50
Rockwell Automation	48
JPMorgan Chase & Co.	42
KPMG	36
Gilbane Building Company	32
CVS Health	30
Huntington National Bank	30
KeyBank	28
McKesson	28
Oracle	26
Deloitte	24
Crowe Horwath LLP	22
Ceso, Inc.	22
Kroger	22
Parker Hannifin Corp	21
Ernst & Young	20
PNC Financial Services	20
Synchrony Financial	18
Walmart	16
Precision Castparts Corp.	16
CBRE	15
U.S. Bank	14
Booz Allen Hamilton	14
EssilorLuxottica	14
Cintas	14
Cleveland Clinic	13
Crowe RSA	13

### Top Occupations with the Most Job Ads

Occupation	Ads
Project Management Specialists	1,556
General and Operations Managers	780
Managers, All Other	302
Transportation, Storage, and Distribution Managers	297
Chief Executives	196
Facilities Managers	23
Entertainment and Recreation Managers, Except Gambling	1

EDITOR'S NOTE: This report is based on data provided by TalentNeuron, a global research and advisory company. Through this partnership, new data sources and improved methodologies are available to better understand occupational demand over time. This reflects a change from the methodology used to produce these reports prior to October 2023.

This information is a snapshot in time and may not represent long-term trends. Any of this data, including historical reports, may vary slightly over time, as minor revisions are continually made to this live database. Some ads may appear in two or more occupation codes and may be counted more than once. This information should be used in conjunction with local labor market information to analyze current occupational demand.

This data has not been seasonally adjusted. Sometimes seasonal adjustment is used to remove fluctuations in unemployment and labor force trends that normally occur with changes in the season. Seasonal variation in employment occurs for natural and institutional reasons, including reduced employment involving outdoor activities during winter, changes in labor force and unemployment levels with opening and closing of schools, and layoffs during the automobile model changeover period. Seasonal variations can also affect the number of online job ads, so over the year it will affect the data in this report.





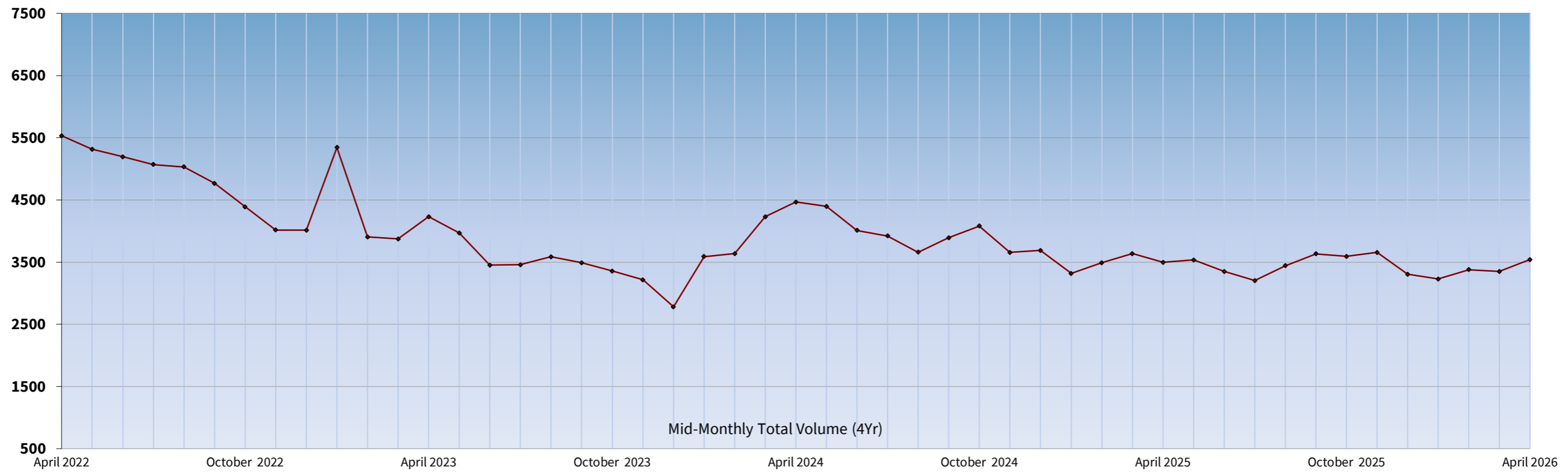
# Online Job Postings

## Facilities/Construction Job Function

April 2026

OhioMeansJobs.com

A total of 3,542 job openings were posted online from March 14, 2026, through April 13, 2026, for the facilities/construction job function. The graph below shows historical trends for ads posted over the last several years.



### Salary for Job Ads

Salary Range	Ads
Entry Level Jobs (less than \$30K)	1.0%
Middle Income Jobs (\$30K-\$49K)	25.5%
Upper Middle Income Jobs (\$50K-\$79K)	32.6%
High Income Jobs (\$80K-\$99K)	15.8%
Six Figure Jobs (\$100K+)	25.2%

### Education for Job Ads

Education Range	Ads
GED/High School	58.6%
Associate Level	5.2%
Bachelor's Degree	35.9%
Master's Degree	0.3%
Doctoral Degree	0.1%

### Top Certifications for Job Ads

Certifications	Ads
Driver's License	1,265
Occupational Safety & Health Administration Certification	518
Commercial Driver's License	185
Project Management Professional	111
First Aid certification	85
Certified Project Manager	74
Certified Purchasing Manager	72
Class A Commercial Drivers License	67
OSHA Certification 10	66
National Electrical Code	65

### Top Skills for Job Ads

Skills	Ads
Scheduling	1,209
Operations	858
Project management	821
Supervision	602
Construction management	591
Microsoft Office	539
Construction projects	534
Project scheduling	408
Quality control	402
Customer service	395

### Top Employers with the Most Job Ads

Employer	Ads
Turner Construction Company	110
KOKOSING	57
Rentokil Initial	48
Cedar Point	45
Summit Skilled Solutions	39
Centrus Energy Corp.	36
JB Roofing A Tecta America Company	35
Gilbane Building Company	34
MasTec, Inc.	31
ECS MIDWEST LLC	29
Davey Tree Expert Company	29
Ceso, Inc.	26
CBRE	25
Ryan Companies US, Inc.	25
AWP SAFETY LTD	23
ODOT	22
Esi, Inc.	21
Pepper Construction Group, LLC	20
JLL	20
BRIGHTVIEW	20
Pennline Tree Service	20
CRH	19
CK Construction Group	19
Cushman & Wakefield	16
Fishbeck, Thompson, Carr & Huber, Inc.	16
Ferguson Construction	16
CTL Engineering, Inc.	15
Ledcor	15
Sodexo Inc.	15
Rust-Oleum Corporation	14

### Top Occupations with the Most Job Ads

Occupation	Ads
Construction Managers	999
Landscaping and Groundskeeping Workers	433
Construction Laborers	308
First-Line Supervisors of Construction Trades and Extraction Workers	283
Electricians	232
Property, Real Estate, and Community Association Managers	178
Construction and Building Inspectors	178
Carpenters	83
Plumbers, Pipefitters, and Steamfitters	81
Architects, Except Landscape and Naval	71
Surveyors	69
Pest Control Workers	69
Operating Engineers and Other Construction Equipment Operators	68
Highway Maintenance Workers	62
Architectural and Civil Drafters	54
Sheet Metal Workers	48
First-Line Supervisors of Landscaping, Lawn Service, and Groundskeeping Workers	47
Tree Trimmers and Pruners	46
Surveying and Mapping Technicians	34
Painters, Construction and Maintenance	25
Roofers	21
Paving, Surfacing, and Tamping Equipment Operators	18
Millwrights	16
Landscape Architects	13
Brickmasons and Blockmasons	10
Pesticide Handlers, Sprayers, and Applicators, Vegetation	9
Cement Masons and Concrete Finishers	9
Structural Iron and Steel Workers	9
Helpers--Electricians	6
Helpers--Roofers	6

EDITOR'S NOTE: This report is based on data provided by TalentNeuron, a global research and advisory company. Through this partnership, new data sources and improved methodologies are available to better understand occupational demand over time. This reflects a change from the methodology used to produce these reports prior to October 2023.

This information is a snapshot in time and may not represent long-term trends. Any of this data, including historical reports, may vary slightly over time, as minor revisions are continually made to this live database. Some ads may appear in two or more occupation codes and may be counted more than once. This information should be used in conjunction with local labor market information to analyze current occupational demand.

This data has not been seasonally adjusted. Sometimes seasonal adjustment is used to remove fluctuations in unemployment and labor force trends that normally occur with changes in the season. Seasonal variation in employment occurs for natural and institutional reasons, including reduced employment involving outdoor activities during winter, changes in labor force and unemployment levels with opening and closing of schools, and layoffs during the automobile model changeover period. Seasonal variations can also affect the number of online job ads, so over the year it will affect the data in this report.



**Department of  
Job & Family Services**  
[OhioMeansJobs.com](http://OhioMeansJobs.com)

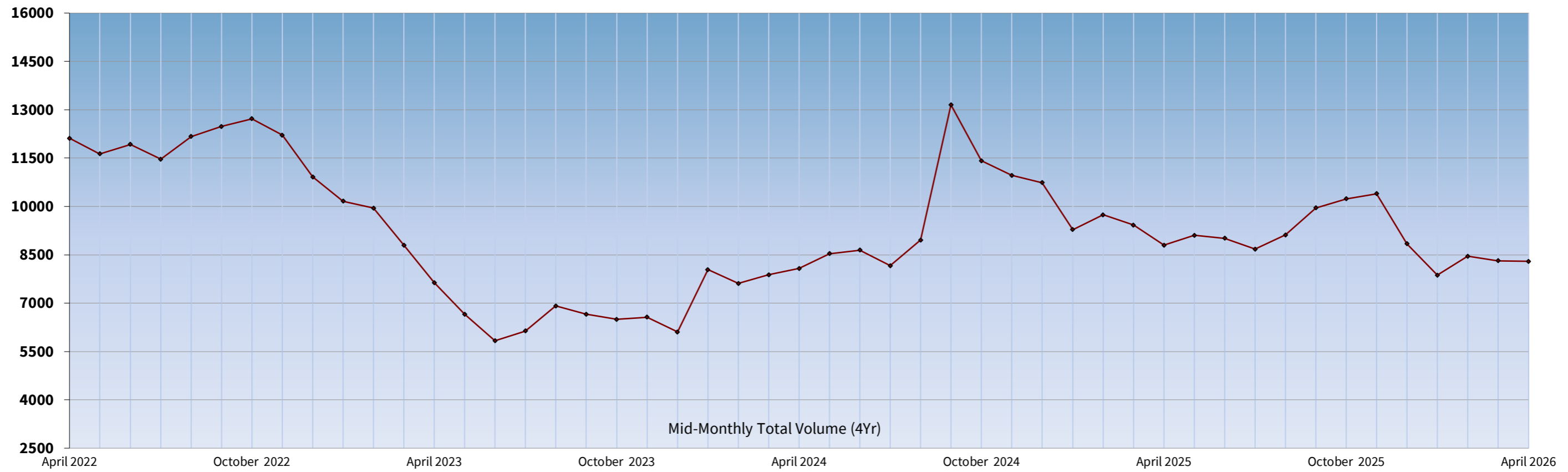


## Online Job Postings Finance/Accounting Job Function

**April 2026**

**OhioMeansJobs.com**

A total of 8,295 job openings were posted online from March 14, 2026, through April 13, 2026, for the finance/accounting job function. The graph below shows historical trends for ads posted over the last several years.



### Salary for Job Ads

Salary Range	Ads
Entry Level Jobs (less than \$30K)	0.0%
Middle Income Jobs (\$30K-\$49K)	4.4%
Upper Middle Income Jobs (\$50K-\$79K)	23.9%
High Income Jobs (\$80K-\$99K)	29.6%
Six Figure Jobs (\$100K+)	42.1%

### Education for Job Ads

Education Range	Ads
GED/High School	8.1%
Associate Level	2.2%
Bachelor's Degree	88.0%
Master's Degree	1.6%
Doctoral Degree	0.1%

### Top Certifications for Job Ads

Certifications	Ads
Certified Public Accountant	1,144
Nationwide Mortgage Licensing System	621
Driver's License	480
Certified Corporate FP&A Professional	266
Financial Industry Regulatory Authority	233
FINRA Series 7	221
State insurance license	165
Chartered Financial Analyst	157
Security clearance	142
Certified Financial Planner	141

### Top Skills for Job Ads

Skills	Ads
Finance	2,753
Accounting	2,739
Operations	2,565
Customer service	1,801
Banking	1,673
Microsoft Office	1,564
Microsoft Excel	1,526
Client relationships	1,480
Project management	1,161
Risk management	1,154

### Top Employers with the Most Job Ads

Employer	Ads
ACCENTURE	624
JPMorgan Chase & Co.	374
KeyBank	364
Huntington National Bank	312
Fifth Third Bank	237
Cfs	187
KPMG	151
U.S. Bank	139
PNC Financial Services	117
Nationwide	115
Crowe Horwath LLP	95
WesBanco Bank, Inc.	85
Ernst & Young	82
Kroger	70
Farmers National Bankj	66
Deloitte	61
Crowe RSA	58
GE Aerospace	58
BDO	53
First Financial Bank	53
northwest bank	52
Farmers Insurance Group	47
Munich Re	46
Walmart	44
Plante & Moran, PLLC	43
PricewaterhouseCoopers	41
RSM US LLP	38
McKesson	37
Great American Insurance Co.	37
Vertiv Inc	37

### Top Occupations with the Most Job Ads

Occupation	Ads
Management Analysts	1,851
Accountants and Auditors	1,583
Securities, Commodities, and Financial Services Sales Agents	1,184
Financial Managers	742
Financial and Investment Analysts	571
Compliance Officers	372
Claims Adjusters, Examiners, and Investigators	330
Loan Officers	320
Cost Estimators	230
Insurance Underwriters	220
Financial Specialists, All Other	159
Personal Financial Advisors	137
Financial Risk Specialists	124
Actuaries	115
Appraisers and Assessors of Real Estate	112
Credit Analysts	85
Budget Analysts	53
Loan Interviewers and Clerks	44
Financial Examiners	20
Credit Counselors	12
Tax Examiners and Collectors, and Revenue Agents	9
Insurance Claims and Policy Processing Clerks	8
Appraisers of Personal and Business Property	6
Insurance Appraisers, Auto Damage	5
Tax Preparers	2
Financial Clerks, All Other	1

EDITOR'S NOTE: This report is based on data provided by TalentNeuron, a global research and advisory company. Through this partnership, new data sources and improved methodologies are available to better understand occupational demand over time. This reflects a change from the methodology used to produce these reports prior to October 2023.

This information is a snapshot in time and may not represent long-term trends. Any of this data, including historical reports, may vary slightly over time, as minor revisions are continually made to this live database. Some ads may appear in two or more occupation codes and may be counted more than once. This information should be used in conjunction with local labor market information to analyze current occupational demand.

This data has not been seasonally adjusted. Sometimes seasonal adjustment is used to remove fluctuations in unemployment and labor force trends that normally occur with changes in the season. Seasonal variation in employment occurs for natural and institutional reasons, including reduced employment involving outdoor activities during winter, changes in labor force and unemployment levels with opening and closing of schools, and layoffs during the automobile model changeover period. Seasonal variations can also affect the number of online job ads, so over the year it will affect the data in this report.



**Department of  
Job & Family Services**  
[OhioMeansJobs.com](http://OhioMeansJobs.com)



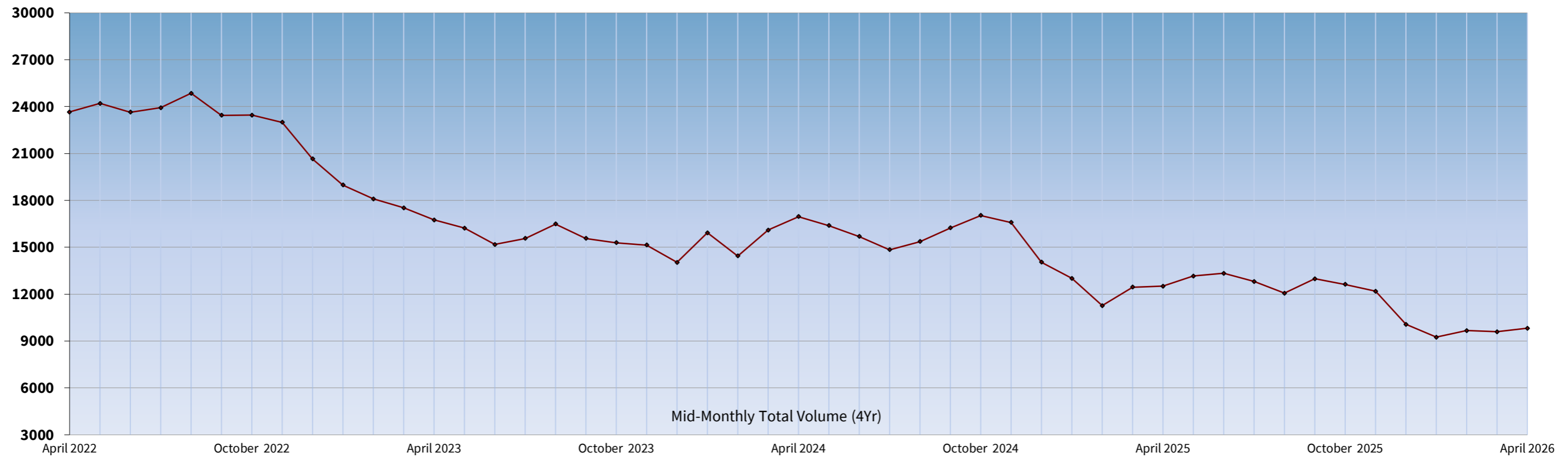
# Online Job Postings

## Hospitality/Services Job Function

April 2026

OhioMeansJobs.com

A total of 9,817 job openings were posted online from March 14, 2026, through April 13, 2026, for the hospitality/services job function. The graph below shows historical trends for ads posted over the last several years.



### Salary for Job Ads

Salary Range	Ads
Entry Level Jobs (less than \$30K)	25.4%
Middle Income Jobs (\$30K-\$49K)	55.2%
Upper Middle Income Jobs (\$50K-\$79K)	18.1%
High Income Jobs (\$80K-\$99K)	1.1%
Six Figure Jobs (\$100K+)	0.2%

### Education for Job Ads

Education Range	Ads
GED/High School	87.2%
Associate Level	5.6%
Bachelor's Degree	6.9%
Master's Degree	0.3%
Doctoral Degree	0.0%

### Top Certifications for Job Ads

Certifications	Ads
Driver's License	538
Esthetician and Cosmetology License	205
Food Safety Certification	173
Barber License	161
First Aid certification	137
Occupational Safety & Health Administration Certification	123
Certification in Cardiopulmonary Resuscitation	96
ServSafe Certification	91
Security clearance	50
National Registry of Food Safety Professionals	37

### Top Skills for Job Ads

Skills	Ads
Customer service	3,167
Cooking	2,036
Food safety	1,994
Operations	1,684
Supervision	1,476
Scheduling	1,325
Guest relations	1,126
Food preparation	967
Customer satisfaction	802
Servers	730

### Top Employers with the Most Job Ads

Employer	Ads
Starbucks	288
Chipotle Mexican Grill	285
Aramark Corporation	261
Texas Roadhouse	242
Cedar Point	234
Domino's Pizza	214
Taco Bell	200
PANDA RESTAURANT GROUP	175
Kroger	163
Subway	161
ULTA	158
AVI Foodsystems	154
Walmart	152
Sodexo Inc.	145
Trilogy Health Services	138
Carlson Building Maintenance Inc	128
Delaware North Companies, Inc.	119
Penn Entertainment	99
SPORT CLIPS	96
First Watch Restaurants	88
Petco	86
Panera Bread	80
Pizza Hut	75
Chuck E. Cheese	72
Marriott	69
Regis Corporation	60
Shaner	56
Drury Hotels	56
BROOKDALE	52
Shaner Hotels	52

### Top Occupations with the Most Job Ads

Occupation	Ads
First-Line Supervisors of Food Preparation and Serving Workers	1,814
Fast Food and Counter Workers	1,588
Janitors and Cleaners, Except Maids and Housekeeping Cleaners	986
Maids and Housekeeping Cleaners	605
Waiters and Waitresses	518
Food Preparation Workers	510
Cooks, Restaurant	486
Hairdressers, Hairstylists, and Cosmetologists	325
Cooks, Institution and Cafeteria	321
Food Service Managers	267
Dishwashers	259
Hotel, Motel, and Resort Desk Clerks	219
Recreation Workers	185
Dining Room and Cafeteria Attendants and Bartender Helpers	172
Animal Caretakers	160
Hosts and Hostesses, Restaurant, Lounge, and Coffee Shop	139
Amusement and Recreation Attendants	131
First-Line Supervisors of Housekeeping and Janitorial Workers	124
Bartenders	121
Meeting, Convention, and Event Planners	96
Chefs and Head Cooks	90
First-Line Supervisors of Personal Service Workers	90
Travel Agents	82
Childcare Workers	65
Concierges	55
Residential Advisors	52
Food Servers, Nonrestaurant	50
Lodging Managers	35
Taxi Drivers	28
Barbers	26

EDITOR'S NOTE: This report is based on data provided by TalentNeuron, a global research and advisory company. Through this partnership, new data sources and improved methodologies are available to better understand occupational demand over time. This reflects a change from the methodology used to produce these reports prior to October 2023.

This information is a snapshot in time and may not represent long-term trends. Any of this data, including historical reports, may vary slightly over time, as minor revisions are continually made to this live database. Some ads may appear in two or more occupation codes and may be counted more than once. This information should be used in conjunction with local labor market information to analyze current occupational demand.

This data has not been seasonally adjusted. Sometimes seasonal adjustment is used to remove fluctuations in unemployment and labor force trends that normally occur with changes in the season. Seasonal variation in employment occurs for natural and institutional reasons, including reduced employment involving outdoor activities during winter, changes in labor force and unemployment levels with opening and closing of schools, and layoffs during the automobile model changeover period. Seasonal variations can also affect the number of online job ads, so over the year it will affect the data in this report.



**Department of  
Job & Family Services**  
[OhioMeansJobs.com](http://OhioMeansJobs.com)



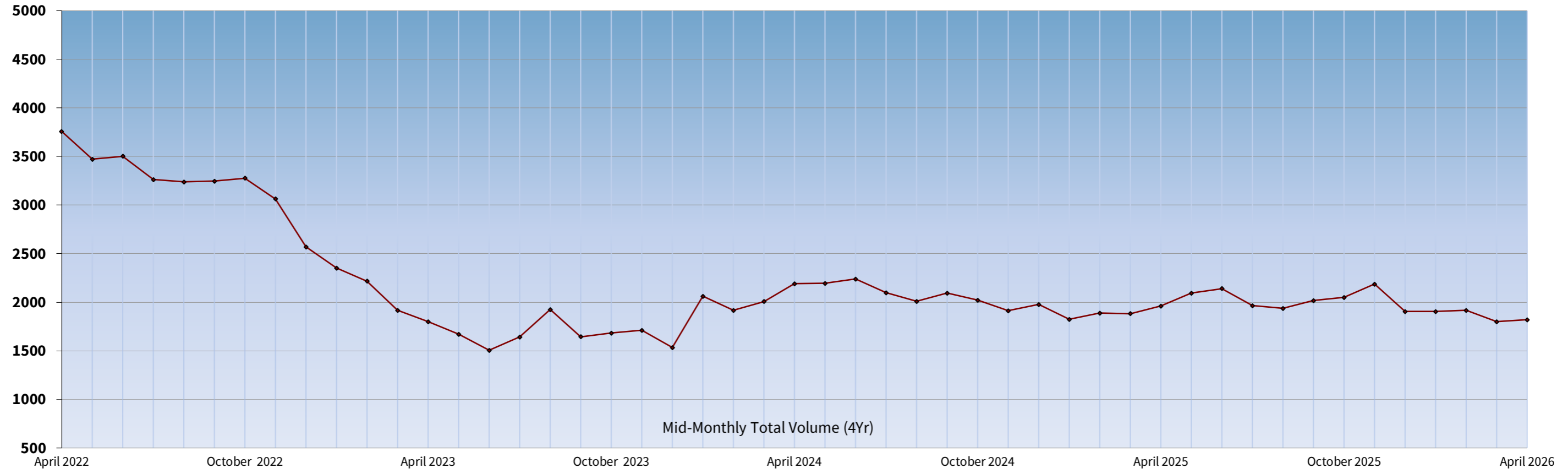
# Online Job Postings

## Human Resources Job Function

April 2026

OhioMeansJobs.com

A total of 1,821 job openings were posted online from March 14, 2026, through April 13, 2026, for the human resources job function. The graph below shows historical trends for ads posted over the last several years.



### Salary for Job Ads

Salary Range	Ads
Entry Level Jobs (less than \$30K)	0.1%
Middle Income Jobs (\$30K-\$49K)	11.2%
Upper Middle Income Jobs (\$50K-\$79K)	33.2%
High Income Jobs (\$80K-\$99K)	24.4%
Six Figure Jobs (\$100K+)	31.2%

### Education for Job Ads

Education Range	Ads
GED/High School	9.2%
Associate Level	7.3%
Bachelor's Degree	82.2%
Master's Degree	1.3%
Doctoral Degree	0.1%

### Top Certifications for Job Ads

Certifications	Ads
Driver's License	103
Society for Human Resource Management Certified Professional	93
Security clearance	67
Occupational Safety & Health Administration Certification	66
Society for Human Resource Management Senior Certified Professional	33
Certified Compensation Professional	31
Certified Employee Benefits Specialist	21
Secret security clearance	18
Project Management Institute	16
Human Resource Certification Institute (HRCI)	15

### Top Skills for Job Ads

Skills	Ads
Human resources	632
Operations	544
Microsoft Office	511
Onboarding	404
Scheduling	368
Microsoft Excel	353
Recruiting	347
Best practices	331
Customer service	324
Employee Relations	310

### Top Employers with the Most Job Ads

Employer	Ads
KPMG	23
Kroger	20
The Buckle Brand	15
Philip Morris	15
AtriCure, Inc.	14
STERIS	14
TOTAL QUALITY LOGISTICS	13
GE Aerospace	13
KeyBank	12
FirstEnergy	12
Walmart	12
Vertiv Inc	12
DSV	12
Turner Construction Company	11
Sherwin-Williams	11
Precision Castparts Corp.	11
Target Corporation	11
Defense Logistics Agency	11
PNC Financial Services	10
Paychex	10
Cedar Point	10
Parker Hannifin Corp	9
ACCENTURE	9
SERCO INC.	8
WesBanco Bank, Inc.	8
Department Of Defense	8
Huntington National Bank	8
Flightsafety	8
Bath & Body Works	7
KOKOSING	7

### Top Occupations with the Most Job Ads

Occupation	Ads
Training and Development Specialists	467
Human Resources Specialists	430
Human Resources Managers	411
Compensation, Benefits, and Job Analysis Specialists	164
Human Resources Assistants, Except Payroll and Timekeeping	143
Payroll and Timekeeping Clerks	113
Training and Development Managers	50
Compensation and Benefits Managers	20
Compliance Officers	14
Labor Relations Specialists	9

EDITOR'S NOTE: This report is based on data provided by TalentNeuron, a global research and advisory company. Through this partnership, new data sources and improved methodologies are available to better understand occupational demand over time. This reflects a change from the methodology used to produce these reports prior to October 2023.

This information is a snapshot in time and may not represent long-term trends. Any of this data, including historical reports, may vary slightly over time, as minor revisions are continually made to this live database. Some ads may appear in two or more occupation codes and may be counted more than once. This information should be used in conjunction with local labor market information to analyze current occupational demand.

This data has not been seasonally adjusted. Sometimes seasonal adjustment is used to remove fluctuations in unemployment and labor force trends that normally occur with changes in the season. Seasonal variation in employment occurs for natural and institutional reasons, including reduced employment involving outdoor activities during winter, changes in labor force and unemployment levels with opening and closing of schools, and layoffs during the automobile model changeover period. Seasonal variations can also affect the number of online job ads, so over the year it will affect the data in this report.



**Department of  
Job & Family Services**  
**OhioMeansJobs.com.**



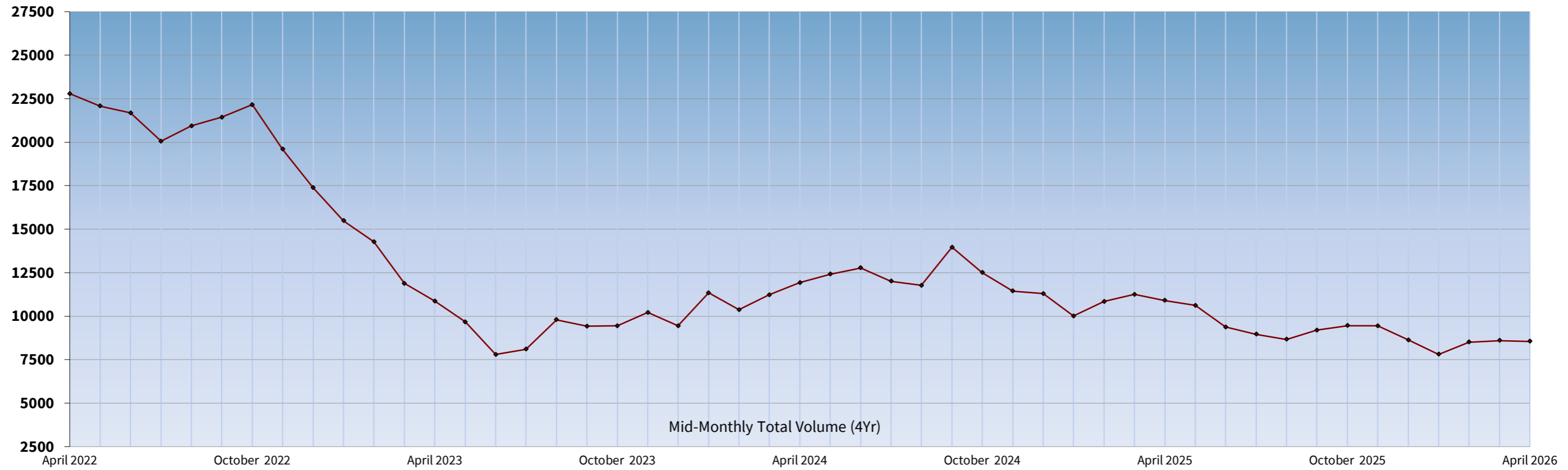
# Online Job Postings

## Information Technology Job Function

April 2026

OhioMeansJobs.com

A total of 8,550 job openings were posted online from March 14, 2026, through April 13, 2026, for the information technology job function. The graph below shows historical trends for ads posted over the last several years.



### Salary for Job Ads

Salary Range	Ads
Entry Level Jobs (less than \$30K)	0.0%
Middle Income Jobs (\$30K-\$49K)	1.8%
Upper Middle Income Jobs (\$50K-\$79K)	6.9%
High Income Jobs (\$80K-\$99K)	15.4%
Six Figure Jobs (\$100K+)	75.8%

### Education for Job Ads

Education Range	Ads
GED/High School	2.0%
Associate Level	5.8%
Bachelor's Degree	89.7%
Master's Degree	1.7%
Doctoral Degree	0.7%

### Top Certifications for Job Ads

Certifications	Ads
Security clearance	921
Secret security clearance	726
Top Secret Sensitive Compartmented Information	559
SCI clearance	325
Certified Information Systems Security Professional	317
Driver's License	300
Cisco Certified Network Associate	223
Top secret security clearance	219
Project Management Professional	190
DoD 8570 Certification	126

### Top Skills for Job Ads

Skills	Ads
Best practices	2,540
Automation	2,423
Operations	2,345
Frameworks	1,955
Workflows	1,869
Databases	1,869
Python	1,782
SQL	1,777
APIs	1,742
Artificial intelligence	1,733

### Top Employers with the Most Job Ads

Employer	Ads
ACCENTURE	422
Modern Technology Solutions, Inc.	177
JPMorgan Chase & Co.	173
ATechStar	171
EOSITS	157
KPMG	152
Huntington National Bank	117
Booz Allen Hamilton	112
Oracle	104
Ernst & Young	88
Deloitte	79
KeyBank	78
Radiance Technologies	65
Huntington Ingalls Industries	65
PNC Financial Services	62
Vertiv Inc	56
Defense Finance & Accounting Service	56
Rockwell Automation	55
slalom	53
CBTS	53
Sherwin-Williams	52
McKesson	50
Parker Hannifin Corp	50
Crowe Horwath LLP	48
KBR	47
STERIS	46
GE Aerospace	46
Speechify - Bakar Technologies Pvt Ltd	46
Motorola Solutions	45
Leidos	44

### Top Occupations with the Most Job Ads

Occupation	Ads
Software Developers	1,937
Computer Occupations, All Other	1,682
Information Security Analysts	776
Network and Computer Systems Administrators	672
Computer Network Architects	663
Database Architects	529
Computer and Information Systems Managers	407
Computer User Support Specialists	387
Computer Systems Analysts	363
Data Scientists	277
Software Quality Assurance Analysts and Testers	258
Web Developers	256
Computer Network Support Specialists	139
Web and Digital Interface Designers	104
Database Administrators	50
Market Research Analysts and Marketing Specialists	33
Computer Programmers	17

EDITOR'S NOTE: This report is based on data provided by TalentNeuron, a global research and advisory company. Through this partnership, new data sources and improved methodologies are available to better understand occupational demand over time. This reflects a change from the methodology used to produce these reports prior to October 2023.

This information is a snapshot in time and may not represent long-term trends. Any of this data, including historical reports, may vary slightly over time, as minor revisions are continually made to this live database. Some ads may appear in two or more occupation codes and may be counted more than once. This information should be used in conjunction with local labor market information to analyze current occupational demand.

This data has not been seasonally adjusted. Sometimes seasonal adjustment is used to remove fluctuations in unemployment and labor force trends that normally occur with changes in the season. Seasonal variation in employment occurs for natural and institutional reasons, including reduced employment involving outdoor activities during winter, changes in labor force and unemployment levels with opening and closing of schools, and layoffs during the automobile model changeover period. Seasonal variations can also affect the number of online job ads, so over the year it will affect the data in this report.





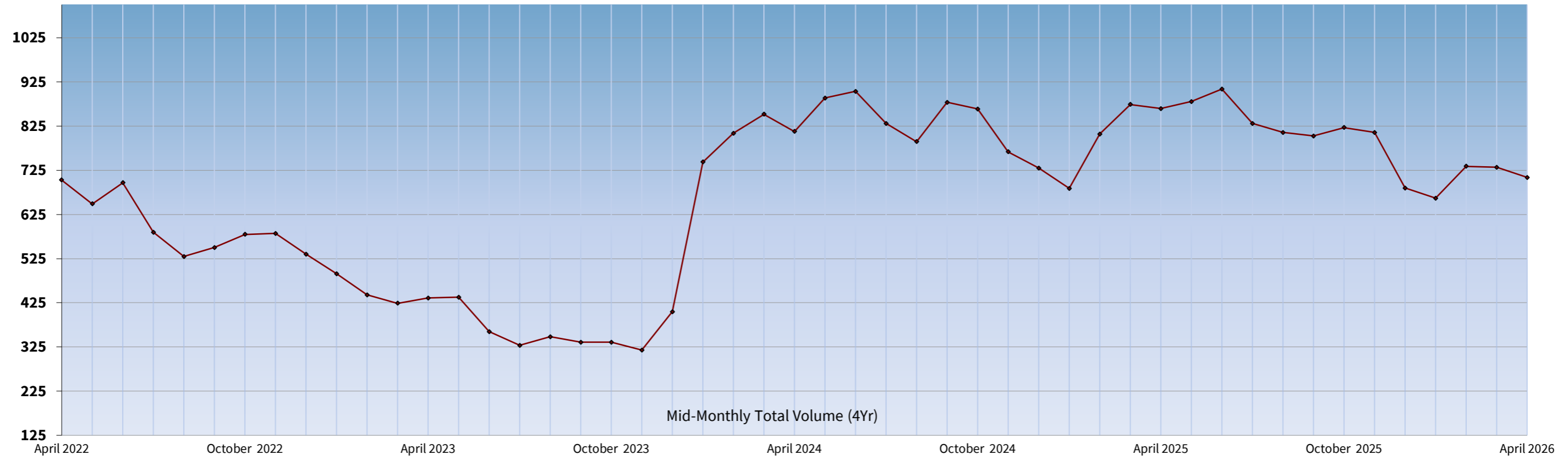
# Online Job Postings

Legal Job Function

April 2026

OhioMeansJobs.com®

A total of 709 job openings were posted online from March 14, 2026, through April 13, 2026, for the legal job function. The graph below shows historical trends for ads posted over the last several years.



### Salary for Job Ads

Salary Range	Ads
Entry Level Jobs (less than \$30K)	0.0%
Middle Income Jobs (\$30K-\$49K)	2.0%
Upper Middle Income Jobs (\$50K-\$79K)	22.7%
High Income Jobs (\$80K-\$99K)	12.3%
Six Figure Jobs (\$100K+)	63.0%

### Education for Job Ads

Education Range	Ads
GED/High School	9.4%
Associate Level	7.9%
Bachelor's Degree	19.6%
Master's Degree	3.2%
Doctoral Degree	59.8%

### Top Certifications for Job Ads

Certifications	Ads
Driver's License	27
American Bar Association	21
Security clearance	14
Occupational Safety & Health Administration Certification	12
Certified Legal Manager	10
Data Encryption Standard	5
CLMS	3
Accredited Estate Planner	3
Certified Security Principles (C)SP	1
SCI clearance	1

### Top Skills for Job Ads

Skills	Ads
Counseling	317
Operations	129
Microsoft Office	123
Customer service	113
Microsoft Word	89
Advising	83
Legal Support	80
Legal Services	79
Risk mitigation	72
Employment Law	71

### Top Employers with the Most Job Ads

Employer	Ads
First American Financial Corporation	33
Taft Stettinius & Hollister LLP	27
Kisling, Nestico & Redick, LLC	23
Executive Office for U.S. Attorneys and the Office of the U.S. Attorneys	17
Akron Children's Hospital	13
State of Ohio, ATTORNEY GENERAL	12
Nationwide	11
Elevance Health	10
Vorys, Sater, Seymour & Pease	8
Vertiv Inc	8
State of Ohio	7
Ohio Department of Aging	7
Thompson Hine LLP	6
Baker & Hostetler LLP	6
Lewis Brisbois Bisgaard & Smith LLP	6
Morgan & Morgan	6
Ub Greensfelder Llp	6
KeyBank	6
KPMG	5
Progressive Insurance	5
FirstEnergy	5
U.S. Attorney's Office, U.S. Department of Justice	5
Merus	5
Weltman, Weinberg & Reis Co., L.P.A.	5
the flynn group	4
Ogletree Deakins	4
Kroger	4
Supreme Court of Ohio	4
Relativity	4
JPMorgan Chase & Co.	4

### Top Occupations with the Most Job Ads

Occupation	Ads
Lawyers	496
Paralegals and Legal Assistants	131
Title Examiners, Abstractors, and Searchers	39
Legal Secretaries and Administrative Assistants	22
Administrative Law Judges, Adjudicators, and Hearing Officers	8
Legal Support Workers, All Other	4
Judicial Law Clerks	3
Judges, Magistrate Judges, and Magistrates	3
Court Reporters and Simultaneous Captioners	3

EDITOR'S NOTE: This report is based on data provided by TalentNeuron, a global research and advisory company. Through this partnership, new data sources and improved methodologies are available to better understand occupational demand over time. This reflects a change from the methodology used to produce these reports prior to October 2023.

This information is a snapshot in time and may not represent long-term trends. Any of this data, including historical reports, may vary slightly over time, as minor revisions are continually made to this live database. Some ads may appear in two or more occupation codes and may be counted more than once. This information should be used in conjunction with local labor market information to analyze current occupational demand.

This data has not been seasonally adjusted. Sometimes seasonal adjustment is used to remove fluctuations in unemployment and labor force trends that normally occur with changes in the season. Seasonal variation in employment occurs for natural and institutional reasons, including reduced employment involving outdoor activities during winter, changes in labor force and unemployment levels with opening and closing of schools, and layoffs during the automobile model changeover period. Seasonal variations can also affect the number of online job ads, so over the year it will affect the data in this report.



**Department of  
Job & Family Services**  
[OhioMeansJobs.com](http://OhioMeansJobs.com)

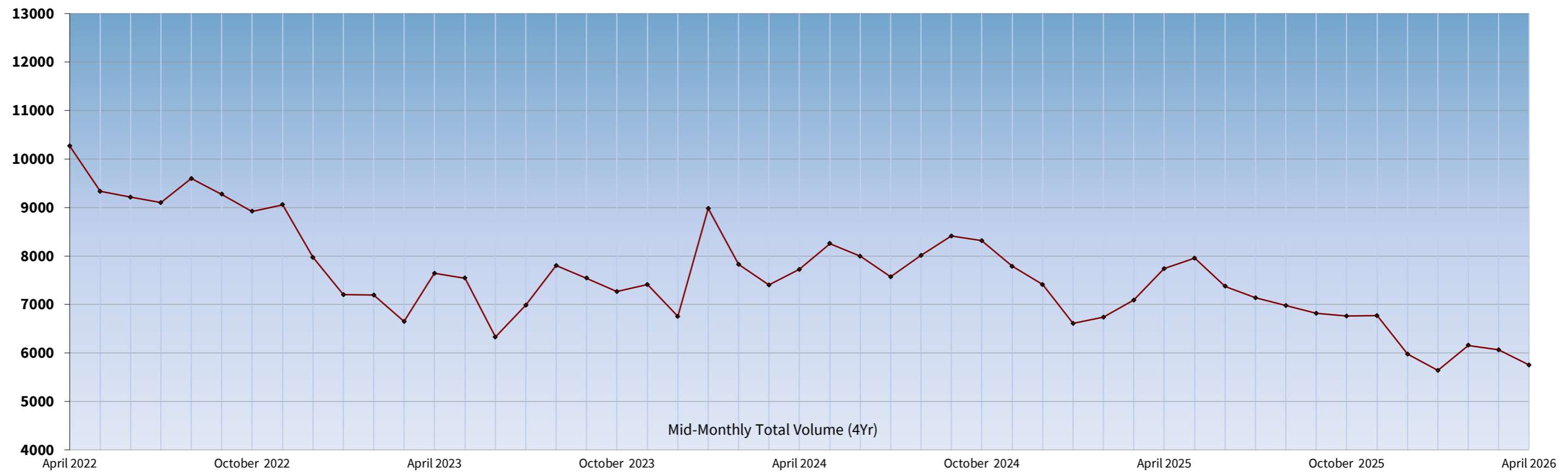


## Online Job Postings Maintenance/Repair Job Function

**April 2026**

**OhioMeansJobs.com**

A total of 5,749 job openings were posted online from March 14, 2026, through April 13, 2026, for the maintenance/repair job function. The graph below shows historical trends for ads posted over the last several years.



### Salary for Job Ads

Salary Range	Ads
Entry Level Jobs (less than \$30K)	0.1%
Middle Income Jobs (\$30K-\$49K)	22.6%
Upper Middle Income Jobs (\$50K-\$79K)	59.1%
High Income Jobs (\$80K-\$99K)	15.2%
Six Figure Jobs (\$100K+)	3.0%

### Education for Job Ads

Education Range	Ads
GED/High School	67.9%
Associate Level	26.1%
Bachelor's Degree	5.8%
Master's Degree	0.2%
Doctoral Degree	0.0%

### Top Certifications for Job Ads

Certifications	Ads
Driver's License	2,476
Occupational Safety & Health Administration Certification	756
Commercial Driver's License	456
EPA certification	402
Automotive Service Excellence	342
Class A Commercial Drivers License	165
HAZMAT	155
HVAC Certification	114
DOT Medical card	114
National Electrical Code	105

### Top Skills for Job Ads

Skills	Ads
Operations	1,399
HVAC	1,009
Hand tools	1,009
Computer usage (basic)	977
Customer service	833
Scheduling	788
Schematics	759
Power tools	750
Pneumatics	738
Personal protective equipment	571

### Top Employers with the Most Job Ads

Employer	Ads
Spectrum	100
Zachrich Trucking, Inc.	97
MasTec, Inc.	76
JLL	72
Rumpke	62
Cushman & Wakefield	60
Schaeffler Group	56
Mavis Discount Tire	55
AG-PRO OHIO LLC	55
DISH Network Corporation	54
Sunbelt Rentals	48
Mavis Tires & Brakes at Discount Prices	47
Cedar Point	47
ABX AIR	39
CBRE	36
Valvoline	36
Home Depot	34
Rush Enterprises, Inc.	33
Avis Budget Group	33
Ryder	32
Crash Champions LLC	32
Telsa Motors	30
Pep Boys	30
Walmart	29
PT Intermediate Holdings IV LLC	27
Ars	26
AIM Transportation Solutions	26
Tremco	26
CertaSite	23
Vertiv Inc	23

### Top Occupations with the Most Job Ads

Occupation	Ads
Maintenance and Repair Workers, General	2,119
Bus and Truck Mechanics and Diesel Engine Specialists	567
Industrial Machinery Mechanics	462
First-Line Supervisors of Mechanics, Installers, and Repairers	427
Telecommunications Equipment Installers and Repairers, Except Line Installers	311
Automotive Service Technicians and Mechanics	289
Electrical and Electronics Repairers, Powerhouse, Substation, and Relay	220
Heating, Air Conditioning, and Refrigeration Mechanics and Installers	203
Medical Equipment Repairers	132
Automotive Body and Related Repairers	98
Electrical and Electronics Repairers, Commercial and Industrial Equipment	97
Aircraft Mechanics and Service Technicians	97
Mobile Heavy Equipment Mechanics, Except Engines	92
Telecommunications Line Installers and Repairers	78
Tire Repairers and Changers	70
Security and Fire Alarm Systems Installers	62
Electric Motor, Power Tool, and Related Repairers	53
Electrical Power-Line Installers and Repairers	53
Cleaners of Vehicles and Equipment	52
Maintenance Workers, Machinery	48
Electronic Equipment Installers and Repairers, Motor Vehicles	21
Avionics Technicians	20
Electrical and Electronics Installers and Repairers, Transportation Equipment	18
Installation, Maintenance, and Repair Workers, All Other	18
Home Appliance Repairers	17
Computer, Automated Teller, and Office Machine Repairers	14
Outdoor Power Equipment and Other Small Engine Mechanics	14
Mechanical Door Repairers	13
Farm Equipment Mechanics and Service Technicians	12
Audiovisual Equipment Installers and Repairers	10

EDITOR'S NOTE: This report is based on data provided by TalentNeuron, a global research and advisory company. Through this partnership, new data sources and improved methodologies are available to better understand occupational demand over time. This reflects a change from the methodology used to produce these reports prior to October 2023.

This information is a snapshot in time and may not represent long-term trends. Any of this data, including historical reports, may vary slightly over time, as minor revisions are continually made to this live database. Some ads may appear in two or more occupation codes and may be counted more than once. This information should be used in conjunction with local labor market information to analyze current occupational demand.

This data has not been seasonally adjusted. Sometimes seasonal adjustment is used to remove fluctuations in unemployment and labor force trends that normally occur with changes in the season. Seasonal variation in employment occurs for natural and institutional reasons, including reduced employment involving outdoor activities during winter, changes in labor force and unemployment levels with opening and closing of schools, and layoffs during the automobile model changeover period. Seasonal variations can also affect the number of online job ads, so over the year it will affect the data in this report.



**Department of  
Job & Family Services**  
[OhioMeansJobs.com](http://OhioMeansJobs.com)



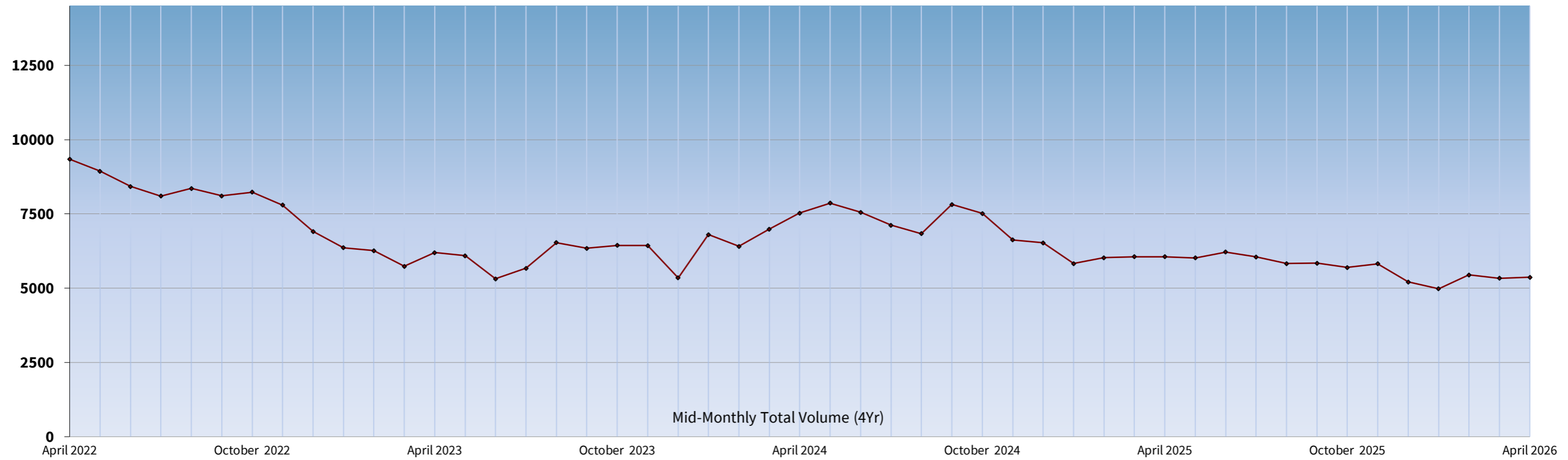
# Online Job Postings

## Manufacturing/Resources Job Function

April 2026

OhioMeansJobs.com

A total of 5,372 job openings were posted online from March 14, 2026, through April 13, 2026, for the manufacturing/resources job function. The graph below shows historical trends for ads posted over the last several years.



### Salary for Job Ads

Salary Range	Ads
Entry Level Jobs (less than \$30K)	1.6%
Middle Income Jobs (\$30K-\$49K)	44.3%
Upper Middle Income Jobs (\$50K-\$79K)	32.2%
High Income Jobs (\$80K-\$99K)	13.7%
Six Figure Jobs (\$100K+)	8.2%

### Education for Job Ads

Education Range	Ads
GED/High School	75.3%
Associate Level	6.6%
Bachelor's Degree	17.1%
Master's Degree	0.9%
Doctoral Degree	0.1%

### Top Certifications for Job Ads

Certifications	Ads
Occupational Safety & Health Administration Certification	363
Driver's License	287
HAZMAT	93
Security clearance	64
Forklift certification	63
Six Sigma - Black Belt	53
First Aid certification	52
American Institute of Baking	40
American Society of Mechanical Engineers	34
Commercial Driver's License	29

### Top Skills for Job Ads

Skills	Ads
Operations	1,979
Mathematics	1,076
Continuous improvement	1,033
Quality Standards	877
Scheduling	826
Supervision	809
Personal protective equipment	776
Computer usage (basic)	712
Hand tools	649
Forklifts	626

### Top Employers with the Most Job Ads

Employer	Ads
Sealed Air Corporation	102
Department of Labor and Economic Opportunity	79
Precision Castparts Corp.	68
Ppg Industries	55
GE Aerospace	55
Parker Hannifin Corp	51
STERIS	45
Lincoln Electric Company	45
The Campbell's Company	39
Howmet Aerospace	39
Kennametal, Inc.	37
Tremco	37
KOKOSING	36
STANDARDAERO BUSINESS AVIATION SERVICES LLC	35
ConAgra	34
Hubbell, Inc.	33
Silgan Plastics	31
Vertiv Inc	31
Schaeffler Group	31
Meijer	30
Cargill	30
Cintas	30
Daimler	29
RESILIENCE US INC	29
Signet Jewelers	28
Shearer's Foods	28
StandardAero	27
Airgas Inc.	27
NVent LLC	27
GOJO Industries, Inc.	26

### Top Occupations with the Most Job Ads

Occupation	Ads
First-Line Supervisors of Production and Operating Workers	1,133
Packaging and Filling Machine Operators and Tenders	524
Production Workers, All Other	419
Inspectors, Testers, Sorters, Samplers, and Weighers	398
Industrial Production Managers	369
Machinists	314
Welders, Cutters, Solderers, and Brazers	234
Helpers--Production Workers	217
Computer Numerically Controlled Tool Operators	169
Farmworkers and Laborers, Crop, Nursery, and Greenhouse	111
Assemblers and Fabricators, All Other	81
Electrical and Electronic Equipment Assemblers	74
Electromechanical Equipment Assemblers	71
Molding, Coremaking, & Casting Machine Setters, Operators, & Tenders, Metal & Plastic	69
Butchers and Meat Cutters	60
Printing Press Operators	58
Coating, Painting, and Spraying Machine Setters, Operators, and Tenders	54
Bakers	49
Agricultural Equipment Operators	48
Team Assemblers	42
Mixing and Blending Machine Setters, Operators, and Tenders	42
Food Batchmakers	41
Cutting, Punching, & Press Machine Setters, Operators, & Tenders, Metal & Plastic	40
Engine and Other Machine Assemblers	39
First-Line Supervisors of Farming, Fishing, and Forestry Workers	38
Water and Wastewater Treatment Plant and System Operators	34
Farmworkers, Farm, Ranch, and Aquacultural Animals	33
Cleaning, Washing, and Metal Pickling Equipment Operators and Tenders	33
Laundry and Dry-Cleaning Workers	32
Jewelers and Precious Stone and Metal Workers	30

EDITOR'S NOTE: This report is based on data provided by TalentNeuron, a global research and advisory company. Through this partnership, new data sources and improved methodologies are available to better understand occupational demand over time. This reflects a change from the methodology used to produce these reports prior to October 2023.

This information is a snapshot in time and may not represent long-term trends. Any of this data, including historical reports, may vary slightly over time, as minor revisions are continually made to this live database. Some ads may appear in two or more occupation codes and may be counted more than once. This information should be used in conjunction with local labor market information to analyze current occupational demand.

This data has not been seasonally adjusted. Sometimes seasonal adjustment is used to remove fluctuations in unemployment and labor force trends that normally occur with changes in the season. Seasonal variation in employment occurs for natural and institutional reasons, including reduced employment involving outdoor activities during winter, changes in labor force and unemployment levels with opening and closing of schools, and layoffs during the automobile model changeover period. Seasonal variations can also affect the number of online job ads, so over the year it will affect the data in this report.





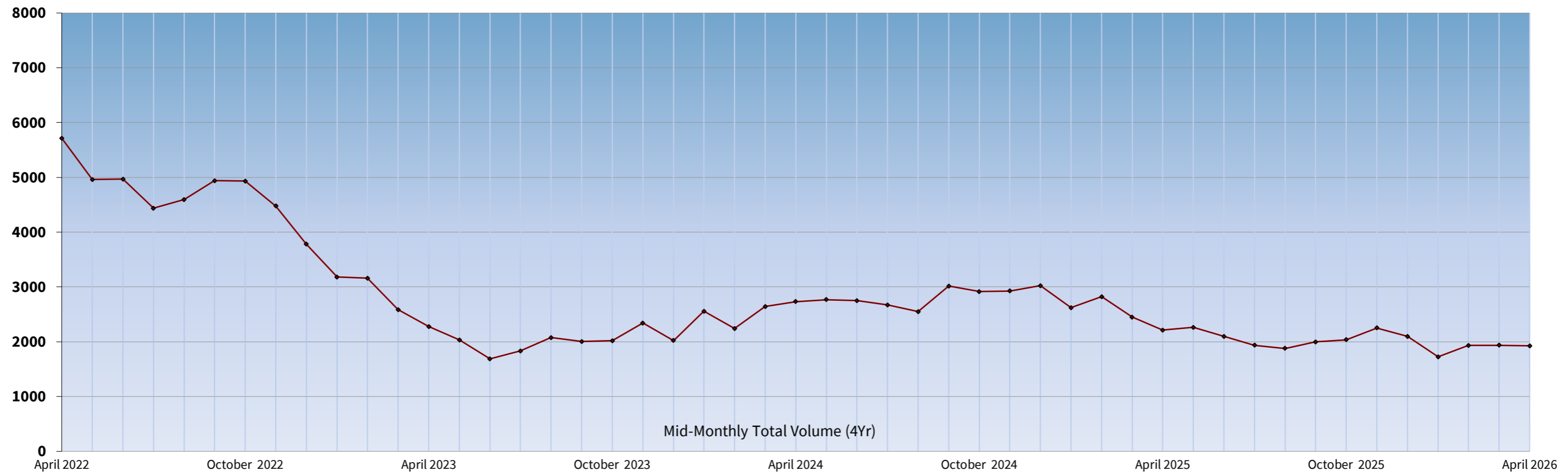
# Online Job Postings

## Marketing/Public Relations Job Function

April 2026

OhioMeansJobs.com

A total of 1,927 job openings were posted online from March 14, 2026, through April 13, 2026, for the marketing/public relations job function. The graph below shows historical trends for ads posted over the last several years.



### Salary for Job Ads

Salary Range	Ads
Entry Level Jobs (less than \$30K)	0.0%
Middle Income Jobs (\$30K-\$49K)	0.8%
Upper Middle Income Jobs (\$50K-\$79K)	20.0%
High Income Jobs (\$80K-\$99K)	25.9%
Six Figure Jobs (\$100K+)	53.2%

### Education for Job Ads

Education Range	Ads
GED/High School	0.6%
Associate Level	0.9%
Bachelor's Degree	96.9%
Master's Degree	1.4%
Doctoral Degree	0.2%

### Top Certifications for Job Ads

Certifications	Ads
Driver's License	79
Certified Marketing Specialist	35
Secret security clearance	17
Security clearance	17
Financial Industry Regulatory Authority	15
Certified Property Casualty Underwriter	13
First Aid certification	12
Certified Public Accountant	10
Certified Customer Service Specialist	9
Certified Corporate FP&A Professional	9

### Top Skills for Job Ads

Skills	Ads
Marketing	1,267
Operations	454
Project management	409
Key Performance Indicators	357
Best practices	352
Microsoft Office	347
Marketing strategy	339
Customer relationship management	318
Product management	317
Microsoft PowerPoint	302

### Top Employers with the Most Job Ads

Employer	Ads
JPMorgan Chase & Co.	59
Vertiv Inc	54
ACCENTURE	46
Kroger	45
DIRECTIVES, INC.	37
Huntington National Bank	25
Synchrony Financial	23
Bath & Body Works	17
McKesson	17
Abercrombie & Fitch	15
CIRCLE	14
KeyBank	13
Otsuka	13
Ernst & Young	13
The Scotts Company	12
Sherwin-Williams	12
Rockwell Automation	12
Nestle	12
Nationwide	10
Cintas	9
McGraw-Hill Company	9
Wendy's	9
Cummins Inc.	9
Advantage Solutions Group, Inc.	9
Acosta Inc.	9
Stanford University	8
Case Western Reserve University	8
LexisNexis	8
Goodyear	8
Miami University	8

### Top Occupations with the Most Job Ads

Occupation	Ads
Market Research Analysts and Marketing Specialists	1,237
Marketing Managers	478
Fundraising Managers	107
Public Relations Managers	72
Advertising and Promotions Managers	19
Fundraisers	13
Survey Researchers	1

EDITOR'S NOTE: This report is based on data provided by TalentNeuron, a global research and advisory company. Through this partnership, new data sources and improved methodologies are available to better understand occupational demand over time. This reflects a change from the methodology used to produce these reports prior to October 2023.

This information is a snapshot in time and may not represent long-term trends. Any of this data, including historical reports, may vary slightly over time, as minor revisions are continually made to this live database. Some ads may appear in two or more occupation codes and may be counted more than once. This information should be used in conjunction with local labor market information to analyze current occupational demand.

This data has not been seasonally adjusted. Sometimes seasonal adjustment is used to remove fluctuations in unemployment and labor force trends that normally occur with changes in the season. Seasonal variation in employment occurs for natural and institutional reasons, including reduced employment involving outdoor activities during winter, changes in labor force and unemployment levels with opening and closing of schools, and layoffs during the automobile model changeover period. Seasonal variations can also affect the number of online job ads, so over the year it will affect the data in this report.



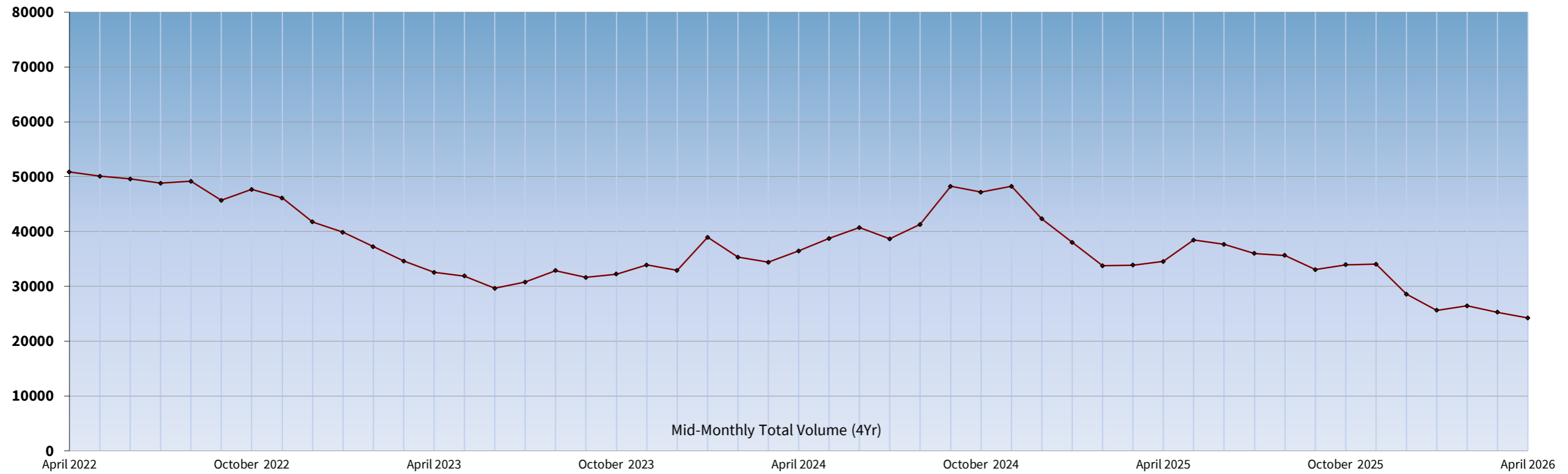
# Online Job Postings

## Medical/Health Job Function

April 2026

OhioMeansJobs.com®

A total of 24,233 job openings were posted online from March 14, 2026, through April 13, 2026, for the medical/health job function. The graph below shows historical trends for ads posted over the last several years.



### Salary for Job Ads

Salary Range	Ads
Entry Level Jobs (less than \$30K)	1.4%
Middle Income Jobs (\$30K-\$49K)	21.1%
Upper Middle Income Jobs (\$50K-\$79K)	25.0%
High Income Jobs (\$80K-\$99K)	17.2%
Six Figure Jobs (\$100K+)	35.2%

### Education for Job Ads

Education Range	Ads
GED/High School	20.3%
Associate Level	17.5%
Bachelor's Degree	31.8%
Master's Degree	10.9%
Doctoral Degree	19.5%

### Top Certifications for Job Ads

Certifications	Ads
Basic Life Support	5,109
Certified Registered Nurse	4,568
Certification in Cardiopulmonary Resuscitation	2,790
Driver's License	1,988
Advanced Cardiac Life Support	1,982
Board Certified	1,847
Licensed Practical Nurse	1,650
Pediatric Advanced Life Support	984
Board Eligible	730
Certified in Long Term Care	630

### Top Skills for Job Ads

Skills	Ads
Customer service	3,726
Scheduling	3,704
Operations	3,594
Care plans	3,369
Supervision	3,171
Life support	3,131
Cardiopulmonary resuscitation	2,810
Electronic medical records	2,418
Code of Conduct	1,984
Vital signs	1,812

### Top Employers with the Most Job Ads

Employer	Ads
University Hospitals	1,830
Cleveland Clinic	1,663
MERCY HEALTH	1,018
CVS Health	671
CHILDREN'S HOSPITAL MEDICAL CENTER	600
Bon Secours Health System	557
Dayton Children's	507
Walgreens	482
Ohiohealth	415
Trilogy Health Services	378
Akron Children's Hospital	355
Akron Children's	343
Veterans Health Administration	303
Ohio State University Wexner Medical Center	257
Unitedhealth Group	236
Blanchard Valley Health System	211
UC Health	201
Optum	187
Aultman Health Foundation	180
CrossMed Healthcare	179
Kettering Health	175
Walmart	172
Cynet Health	162
Kroger	161
GHR Healthcare	157
Promedica	156
University of Toledo	156
Trilogy Management Services Ltd.	153
Southern Health Partners, Inc.	144
Premier Healthcare	141

### Top Occupations with the Most Job Ads

Occupation	Ads
Registered Nurses	4,820
Pharmacy Technicians	1,211
Medical Assistants	1,144
Pharmacists	1,048
Nursing Assistants	1,037
Physicians, All Other	1,020
Licensed Practical and Licensed Vocational Nurses	1,013
Medical and Health Services Managers	875
Nurse Practitioners	794
Medical Secretaries and Administrative Assistants	684
Speech-Language Pathologists	605
Personal Care Aides	594
Radiologic Technologists and Technicians	579
Family Medicine Physicians	511
Physical Therapists	372
Respiratory Therapists	345
Occupational Health and Safety Specialists	318
Phlebotomists	303
Home Health Aides	290
Occupational Therapists	285
Obstetricians and Gynecologists	254
Physician Assistants	248
Radiologists	216
Mental Health and Substance Abuse Social Workers	215
Nurse Anesthetists	207
General Internal Medicine Physicians	201
Psychiatrists	200
Medical Records Specialists	200
Medical and Clinical Laboratory Technicians	199
Emergency Medicine Physicians	198

EDITOR'S NOTE: This report is based on data provided by TalentNeuron, a global research and advisory company. Through this partnership, new data sources and improved methodologies are available to better understand occupational demand over time. This reflects a change from the methodology used to produce these reports prior to October 2023.

This information is a snapshot in time and may not represent long-term trends. Any of this data, including historical reports, may vary slightly over time, as minor revisions are continually made to this live database. Some ads may appear in two or more occupation codes and may be counted more than once. This information should be used in conjunction with local labor market information to analyze current occupational demand.

This data has not been seasonally adjusted. Sometimes seasonal adjustment is used to remove fluctuations in unemployment and labor force trends that normally occur with changes in the season. Seasonal variation in employment occurs for natural and institutional reasons, including reduced employment involving outdoor activities during winter, changes in labor force and unemployment levels with opening and closing of schools, and layoffs during the automobile model changeover period. Seasonal variations can also affect the number of online job ads, so over the year it will affect the data in this report.



**Department of  
Job & Family Services**  
[OhioMeansJobs.com](http://OhioMeansJobs.com)



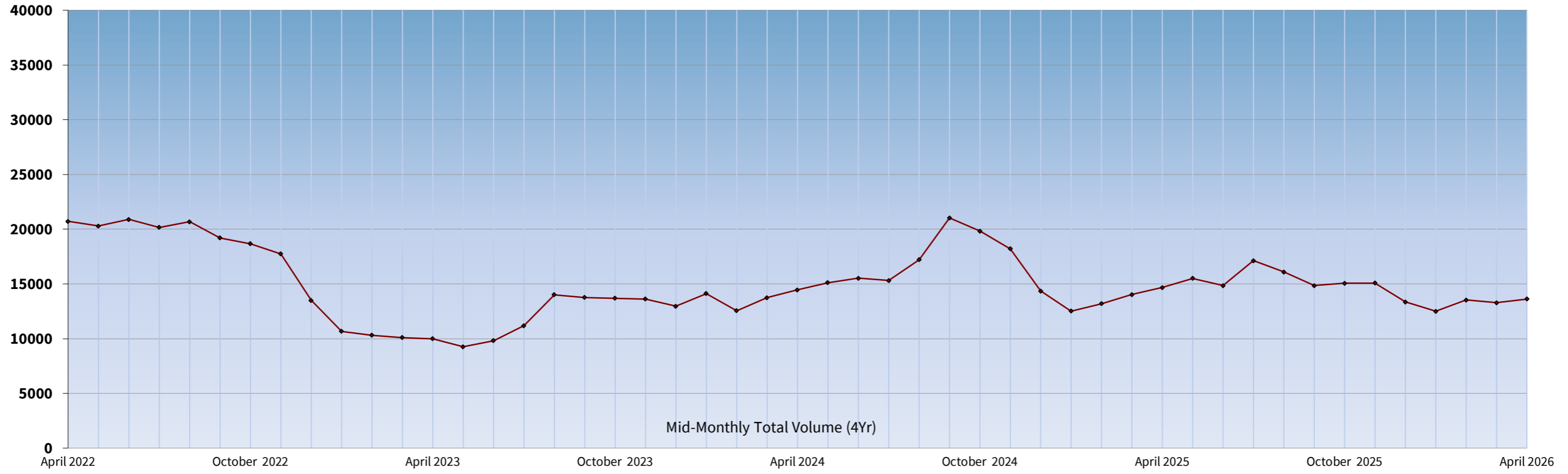
# Online Job Postings

## Operations/Logistics Job Function

April 2026

OhioMeansJobs.com

A total of 13,624 job openings were posted online from March 14, 2026, through April 13, 2026, for the operations/logistics job function. The graph below shows historical trends for ads posted over the last several years.



### Salary for Job Ads

Salary Range	Ads
Entry Level Jobs (less than \$30K)	1.0%
Middle Income Jobs (\$30K-\$49K)	36.6%
Upper Middle Income Jobs (\$50K-\$79K)	43.3%
High Income Jobs (\$80K-\$99K)	12.6%
Six Figure Jobs (\$100K+)	6.4%

### Education for Job Ads

Education Range	Ads
GED/High School	34.7%
Associate Level	53.1%
Bachelor's Degree	12.0%
Master's Degree	0.2%
Doctoral Degree	0.0%

### Top Certifications for Job Ads

Certifications	Ads
Commercial Driver's License	8,476
Class A Commercial Drivers License	6,988
Driver's License	3,357
HAZMAT	1,655
DOT Medical card	1,002
Tanker and Hazmat Endorsement	666
Class B Commercial Driver's License	557
Occupational Safety & Health Administration Certification	353
International Federation of Technical Analysts	146
Security clearance	141

### Top Skills for Job Ads

Skills	Ads
Tractor-trailers	2,256
Customer service	2,118
Operations	2,016
Dispatch	1,540
Scheduling	1,157
Forklifts	1,092
OTR Driving Experience	973
Supply chain	813
Shipping	646
Mathematics	631

### Top Employers with the Most Job Ads

Employer	Ads
Western Express	476
J.B. Hunt Transport	370
MOVING SOLUTIONS	332
Wheeling Transportation	282
CRETE CARRIER CORPORATION	247
Mclane Company	215
Ryder	206
Domino's Pizza	197
Fraleley & Schilling Inc.	193
Truck One	189
Schneider National	178
Grammer Logistics	174
K & B Transportation	164
Forward Corporation	161
AutoZone, Inc	157
FedEx Express	157
U.S. Xpress	155
Marten Transport	147
HOGAN TRUCK LEASING	145
US Foods	132
Riverside Transport, Inc	130
PENSKE	122
Mesilla Valley Transportation	119
AIM Transportation Solutions	118
goPuff	118
Store and Haul Trucking	105
TransAm Trucking	104
Wise Wheeler LLC	101
Classic Carriers (2004) Ltd	98
Shaffer Trucking	94

### Top Occupations with the Most Job Ads

Occupation	Ads
Heavy and Tractor-Trailer Truck Drivers	7,814
Light Truck Drivers	1,055
Driver/Sales Workers	869
Laborers and Freight, Stock, and Material Movers, Hand	722
Logisticians	710
First-Line Supervisors of Material-Moving Machine and Vehicle Operators	393
Purchasing Agents, Except Wholesale, Retail, and Farm Products	371
Bus Drivers, School	328
Industrial Truck and Tractor Operators	300
Purchasing Managers	127
Transportation, Storage, and Distribution Managers	117
Refuse and Recyclable Material Collectors	105
Operations Research Analysts	99
Shuttle Drivers and Chauffeurs	92
Packers and Packagers, Hand	57
Transportation Inspectors	56
Parking Attendants	49
Wholesale and Retail Buyers, Except Farm Products	31
Bus Drivers, Transit and Intercity	31
Transportation Security Screeners	28
Tank Car, Truck, and Ship Loaders	26
Cargo and Freight Agents	19
Aircraft Cargo Handling Supervisors	17
Motor Vehicle Operators, All Other	17
Couriers and Messengers	16
Commercial Pilots	16
Emergency Management Directors	15
Railroad Conductors and Yardmasters	15
Material Moving Workers, All Other	14
Automotive and Watercraft Service Attendants	13

EDITOR'S NOTE: This report is based on data provided by TalentNeuron, a global research and advisory company. Through this partnership, new data sources and improved methodologies are available to better understand occupational demand over time. This reflects a change from the methodology used to produce these reports prior to October 2023.

This information is a snapshot in time and may not represent long-term trends. Any of this data, including historical reports, may vary slightly over time, as minor revisions are continually made to this live database. Some ads may appear in two or more occupation codes and may be counted more than once. This information should be used in conjunction with local labor market information to analyze current occupational demand.

This data has not been seasonally adjusted. Sometimes seasonal adjustment is used to remove fluctuations in unemployment and labor force trends that normally occur with changes in the season. Seasonal variation in employment occurs for natural and institutional reasons, including reduced employment involving outdoor activities during winter, changes in labor force and unemployment levels with opening and closing of schools, and layoffs during the automobile model changeover period. Seasonal variations can also affect the number of online job ads, so over the year it will affect the data in this report.



**Department of  
Job & Family Services**  
[OhioMeansJobs.com](http://OhioMeansJobs.com)



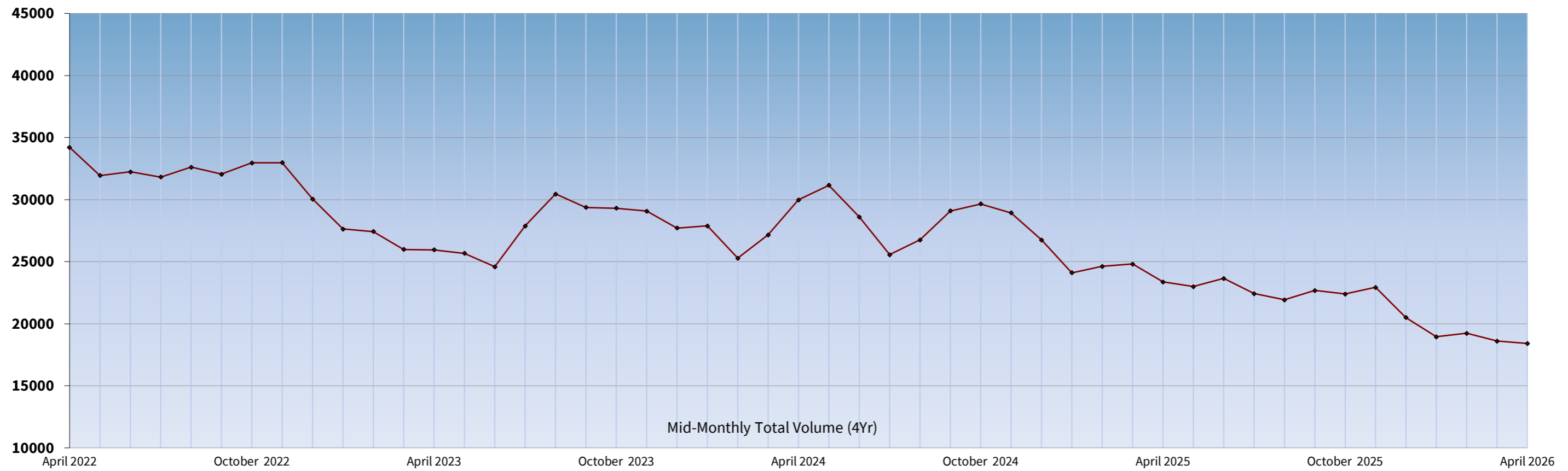
# Online Job Postings

## Sales/Business Development Job Functions

April 2026

OhioMeansJobs.com

A total of 18,410 job openings were posted online from March 14, 2026, through April 13, 2026, for the sales/business development job function. The graph below shows historical trends for ads posted over the last several years.



### Salary for Job Ads

Salary Range	Ads
Entry Level Jobs (less than \$30K)	16.0%
Middle Income Jobs (\$30K-\$49K)	30.7%
Upper Middle Income Jobs (\$50K-\$79K)	26.7%
High Income Jobs (\$80K-\$99K)	12.3%
Six Figure Jobs (\$100K+)	14.3%

### Education for Job Ads

Education Range	Ads
GED/High School	70.0%
Associate Level	2.2%
Bachelor's Degree	27.2%
Master's Degree	0.3%
Doctoral Degree	0.2%

### Top Certifications for Job Ads

Certifications	Ads
Driver's License	2,571
Automotive Service Excellence	350
Esthetician and Cosmetology License	124
State insurance license	113
Insurance License	99
HAZMAT	87
Occupational Safety & Health Administration Certification	81
First Aid certification	77
Healthcare Financial Management Association	37
Security clearance	36

### Top Skills for Job Ads

Skills	Ads
Customer service	10,330
Customer experience	4,414
Operations	4,242
Sales experience / ability	3,764
Merchandising	3,397
Product Knowledge	2,542
Supervision	2,355
Scheduling	2,240
Client relationships	2,225
Marketing	2,220

### Top Employers with the Most Job Ads

Employer	Ads
Walmart	668
Kroger	636
The Dollar General	524
Emergent Financial Group	509
Dollar Tree Stores, Inc.	431
AutoZone, Inc	362
Lowe's	360
Sally Beauty	348
Meijer	329
Home Depot	318
Walgreens	318
TJX Companies	302
Spectrum	301
CVS Health	277
Advance Auto Parts, Inc.	190
Macy's	176
ULTA	144
Bath & Body Works	139
WesBanco Bank, Inc.	129
T.j. Maxx	128
Abercrombie & Fitch	126
Sherwin-Williams	114
Kohl's Corporation	109
Petco	108
AT&T	105
Goodwill Industries	103
T-Mobile	102
O'Reilly Auto Parts	100
Domino's Pizza	98
Cellco Partnership	93

### Top Occupations with the Most Job Ads

Occupation	Ads
First-Line Supervisors of Retail Sales Workers	3,889
Retail Salespersons	3,712
Customer Service Representatives	2,045
Cashiers	2,004
Sales Managers	1,237
Sales Reps of Services, Except Advertising, Insurance, Financial Services, & Travel	1,059
Sales Reps, Wholesale and Manufacturing, Technical & Scientific Products	1,051
Insurance Sales Agents	765
Sales Engineers	662
Sales Reps, Wholesale and Manufacturing, Except Technical and Scientific Products	411
Parts Salespersons	382
Demonstrators and Product Promoters	365
First-Line Supervisors of Non-Retail Sales Workers	277
Health Technologists and Technicians, All Other	196
Advertising Sales Agents	100
Real Estate Sales Agents	92
Telemarketers	64
Counter and Rental Clerks	53
Sales and Related Workers, All Other	23
Door-to-Door Sales Workers, News and Street Vendors, and Related Workers	13
Agents and Business Managers of Artists, Performers, and Athletes	5
Real Estate Brokers	5

EDITOR'S NOTE: This report is based on data provided by TalentNeuron, a global research and advisory company. Through this partnership, new data sources and improved methodologies are available to better understand occupational demand over time. This reflects a change from the methodology used to produce these reports prior to October 2023.

This information is a snapshot in time and may not represent long-term trends. Any of this data, including historical reports, may vary slightly over time, as minor revisions are continually made to this live database. Some ads may appear in two or more occupation codes and may be counted more than once. This information should be used in conjunction with local labor market information to analyze current occupational demand.

This data has not been seasonally adjusted. Sometimes seasonal adjustment is used to remove fluctuations in unemployment and labor force trends that normally occur with changes in the season. Seasonal variation in employment occurs for natural and institutional reasons, including reduced employment involving outdoor activities during winter, changes in labor force and unemployment levels with opening and closing of schools, and layoffs during the automobile model changeover period. Seasonal variations can also affect the number of online job ads, so over the year it will affect the data in this report.



**Department of  
Job & Family Services**  
[OhioMeansJobs.com](http://OhioMeansJobs.com)



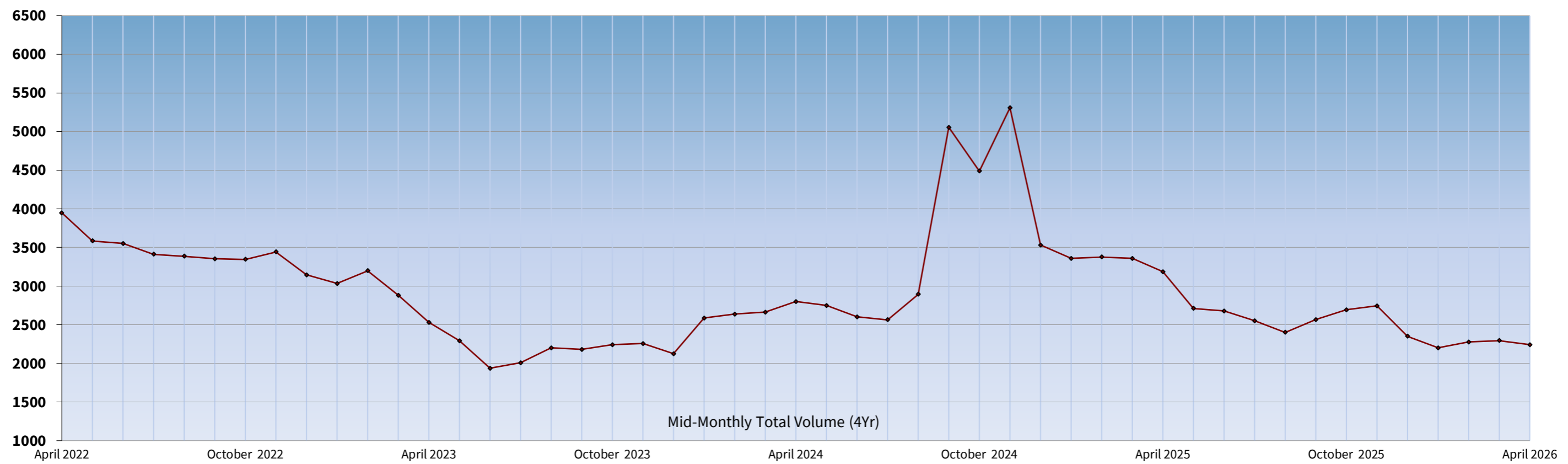
## Online Job Postings

Science/R&D Job Function

April 2026

OhioMeansJobs.com

A total of 2,243 job openings were posted online from March 14, 2026, through April 13, 2026, for the science/research development job function. The graph below shows historical trends for ads posted over the last several years.



### Salary for Job Ads

Salary Range	Ads
Entry Level Jobs (less than \$30K)	0.1%
Middle Income Jobs (\$30K-\$49K)	8.2%
Upper Middle Income Jobs (\$50K-\$79K)	46.6%
High Income Jobs (\$80K-\$99K)	18.9%
Six Figure Jobs (\$100K+)	26.2%

### Education for Job Ads

Education Range	Ads
GED/High School	9.1%
Associate Level	9.3%
Bachelor's Degree	69.9%
Master's Degree	6.4%
Doctoral Degree	5.3%

### Top Certifications for Job Ads

Certifications	Ads
Driver's License	304
Occupational Safety & Health Administration Certification	169
Security clearance	71
HAZMAT	70
Good Clinical Practice	60
Good Laboratory Practices certifications	56
American Society for Testing and Materials	35
Certification in Ethics	35
Top Secret Sensitive Compartmented Information	31
First Aid certification	30

### Top Skills for Job Ads

Skills	Ads
Operations	561
Microsoft Office	388
Chemistry	350
Continuous improvement	307
Mathematics	296
Scheduling	290
Python	288
Databases	279
Biology	277
Data collection	275

### Top Employers with the Most Job Ads

Employer	Ads
medpace	53
CHILDREN'S HOSPITAL MEDICAL CENTER	46
Cinven	46
Cleveland Clinic	39
Ohio State University Wexner Medical Center	35
ACCENTURE	31
University of Cincinnati	27
Charles River Laboratories	25
OHIO State University	25
ACRT, Inc.	23
University Hospitals	23
Syneos Health	21
Clean Harbors, Inc.	21
Nationwide Children's Hospital	20
KeyBank	20
Traverse Therapeutics	19
Battelle Memorial Institute	19
The J.M. Smucker Company	18
City of Cincinnati	17
AtriCure, Inc.	17
Munich Re	16
STERIS	15
RESILIENCE US INC	14
Ppg Industries	14
Acrt Services	13
University of Toledo	12
Terracon	12
Marzetti	11
Turner Construction Company	11
Food Safety Net Services	11

### Top Occupations with the Most Job Ads

Occupation	Ads
Natural Sciences Managers	338
Life, Physical, and Social Science Technicians, All Other	302
Compliance Officers	263
Data Scientists	248
Environmental Science and Protection Technicians, Including Health	187
Biological Technicians	173
Statisticians	162
Chemical Technicians	76
Computer and Information Research Scientists	67
Chemists	58
Environmental Scientists and Specialists, Including Health	39
Agricultural Technicians	36
Forest and Conservation Technicians	31
Food Scientists and Technologists	30
Conservation Scientists	26
Biological Scientists, All Other	25
Zoologists and Wildlife Biologists	19
Food Science Technicians	17
Social Science Research Assistants	17
Mathematical Science Occupations, All Other	15
Social Scientists and Related Workers, All Other	11
Microbiologists	10
Physical Scientists, All Other	10
Materials Scientists	9
Foresters	8
Physicists	8
Atmospheric and Space Scientists	7
Nuclear Technicians	7
Political Scientists	6
Geological Technicians, Except Hydrologic Technicians	6

EDITOR'S NOTE: This report is based on data provided by TalentNeuron, a global research and advisory company. Through this partnership, new data sources and improved methodologies are available to better understand occupational demand over time. This reflects a change from the methodology used to produce these reports prior to October 2023.

This information is a snapshot in time and may not represent long-term trends. Any of this data, including historical reports, may vary slightly over time, as minor revisions are continually made to this live database. Some ads may appear in two or more occupation codes and may be counted more than once. This information should be used in conjunction with local labor market information to analyze current occupational demand.

This data has not been seasonally adjusted. Sometimes seasonal adjustment is used to remove fluctuations in unemployment and labor force trends that normally occur with changes in the season. Seasonal variation in employment occurs for natural and institutional reasons, including reduced employment involving outdoor activities during winter, changes in labor force and unemployment levels with opening and closing of schools, and layoffs during the automobile model changeover period. Seasonal variations can also affect the number of online job ads, so over the year it will affect the data in this report.



**Department of  
Job & Family Services**  
[OhioMeansJobs.com](http://OhioMeansJobs.com)



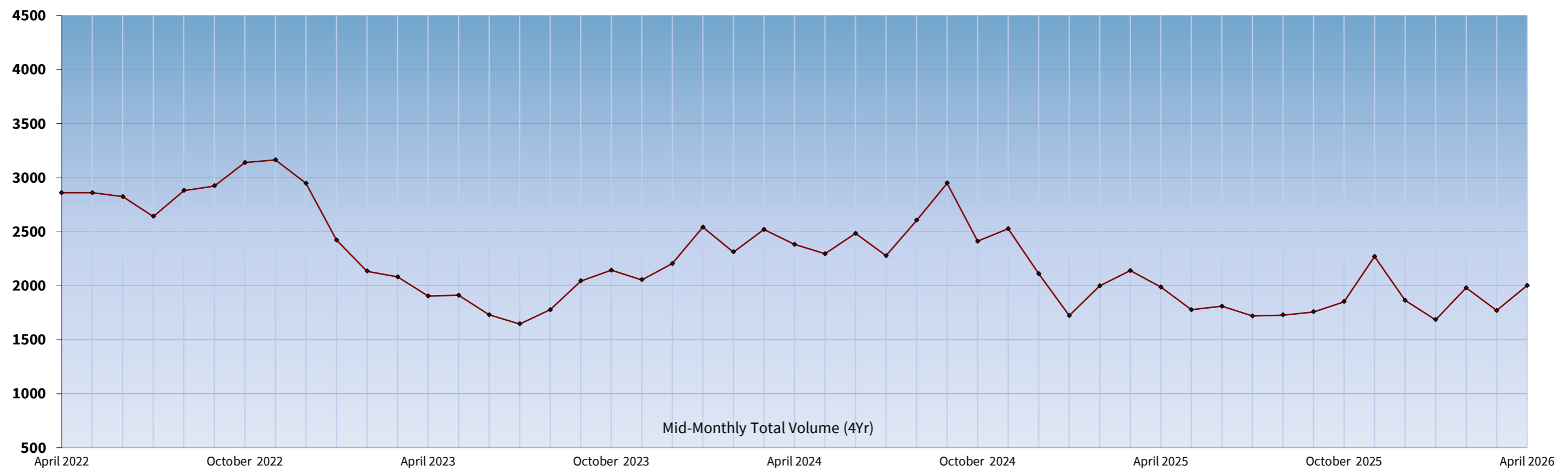
# Online Job Postings

## Security Job Functions

April 2026

OhioMeansJobs.com

A total of 2,002 job openings were posted online from March 14, 2026, through April 13, 2026, for the security job function. The graph below shows historical trends for ads posted over the last several years.



### Salary for Job Ads

Salary Range	Ads
Entry Level Jobs (less than \$30K)	3.8%
Middle Income Jobs (\$30K-\$49K)	63.3%
Upper Middle Income Jobs (\$50K-\$79K)	20.6%
High Income Jobs (\$80K-\$99K)	5.9%
Six Figure Jobs (\$100K+)	6.3%

### Education for Job Ads

Education Range	Ads
GED/High School	80.6%
Associate Level	5.6%
Bachelor's Degree	13.2%
Master's Degree	0.3%
Doctoral Degree	0.2%

### Top Certifications for Job Ads

Certifications	Ads
Driver's License	1,011
First Aid certification	247
SCI clearance	83
Security clearance	80
Top Secret Sensitive Compartmented Information	75
Secret security clearance	47
HAZMAT	47
Peace Officer Certification	31
Occupational Safety & Health Administration Certification	29
Top secret security clearance	28

### Top Skills for Job Ads

Skills	Ads
Customer service	993
Emergency procedures	614
Operations	462
Scheduling	408
Law enforcement	357
Access Control	272
Surveillance	256
First aid	229
Supervision	221
Computer usage (basic)	217

### Top Employers with the Most Job Ads

Employer	Ads
Allied Universal	629
Securitas	92
Walmart	58
Cedar Point	45
Home Depot	45
Booz Allen Hamilton	30
GardaWorld Security Services US	21
Meijer	19
Macy's	18
Ymca	18
TJX Companies	16
University Hospitals	14
Cleveland Clinic	13
Metro One Loss Prevention Services	13
Target Corporation	13
Summit Fire and Security LLC	13
Inter-con Security Systems	12
ROSS	12
City of Cincinnati	12
Kohl's Corporation	11
CertaSite	11
Bon Secours Health System	10
Department of the Air Force	10
Penn Entertainment	10
Veterans Health Administration	9
Army	9
Akron Children's Hospital	9
FedEx Express	9
PER MAR SECURITY	8
CITY OF OBERLIN	8

### Top Occupations with the Most Job Ads

Occupation	Ads
Security Guards	1,006
Detectives and Criminal Investigators	173
Protective Service Workers, All Other	135
Police and Sheriff's Patrol Officers	124
Lifeguards, Ski Patrol, and Other Recreational Protective Service Workers	103
First-Line Supervisors of Protective Service Workers, All Other	85
Dispatchers, Except Police, Fire, and Ambulance	59
Private Detectives and Investigators	45
First-Line Supervisors of Security Workers	38
Firefighters	34
Fire Inspectors and Investigators	34
Correctional Officers and Jailers	34
School Bus Monitors	34
Public Safety Telecommunicators	24
First-Line Supervisors of Police and Detectives	13
Crossing Guards and Flaggers	9
Parking Enforcement Workers	7
Military Officer Special and Tactical Operations Leaders, All Other	7
Command and Control Center Specialists	6
First-Line Supervisors of Firefighting and Prevention Workers	5
Transit and Railroad Police	5
Animal Control Workers	4
Forest Fire Inspectors and Prevention Specialists	3
Bailiffs	3
Gambling Surveillance Officers and Gambling Investigators	3
Military Enlist'd Tactical Ops & Air/Weapons Specialists & Crew Membrs, All Oths.	3
Artillery and Missile Officers	2
Artillery and Missile Crew Members	2
First-Line Supervisors of Correctional Officers	1
Infantry	1

EDITOR'S NOTE: This report is based on data provided by TalentNeuron, a global research and advisory company. Through this partnership, new data sources and improved methodologies are available to better understand occupational demand over time. This reflects a change from the methodology used to produce these reports prior to October 2023.

This information is a snapshot in time and may not represent long-term trends. Any of this data, including historical reports, may vary slightly over time, as minor revisions are continually made to this live database. Some ads may appear in two or more occupation codes and may be counted more than once. This information should be used in conjunction with local labor market information to analyze current occupational demand.

This data has not been seasonally adjusted. Sometimes seasonal adjustment is used to remove fluctuations in unemployment and labor force trends that normally occur with changes in the season. Seasonal variation in employment occurs for natural and institutional reasons, including reduced employment involving outdoor activities during winter, changes in labor force and unemployment levels with opening and closing of schools, and layoffs during the automobile model changeover period. Seasonal variations can also affect the number of online job ads, so over the year it will affect the data in this report.



**Department of  
Job & Family Services**  
**OhioMeansJobs.com.**



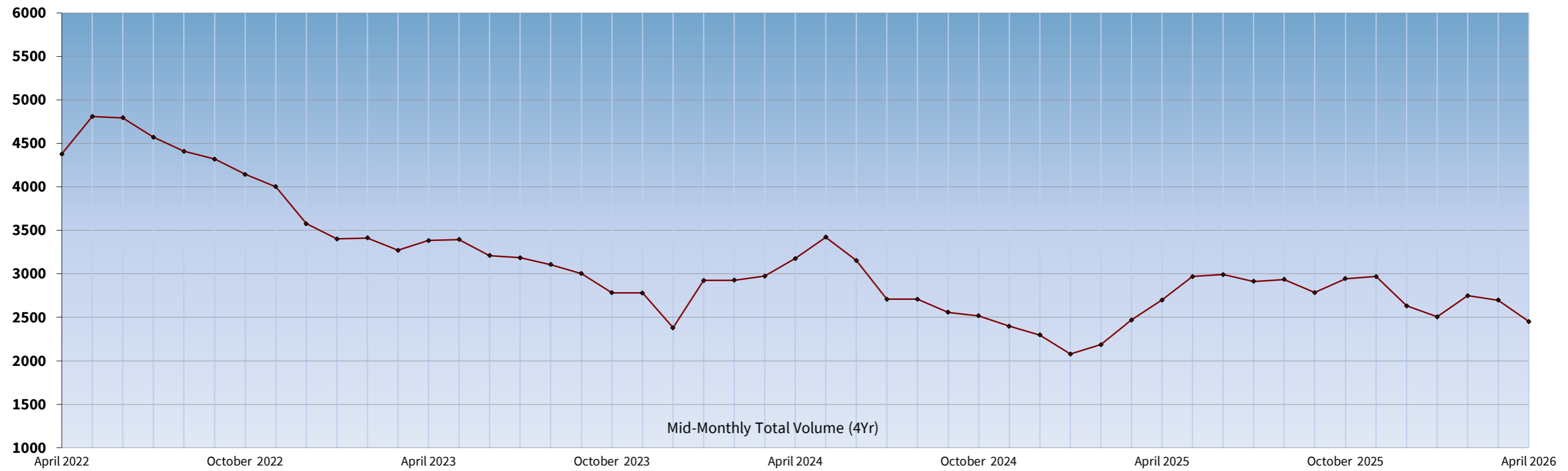
# Online Job Postings

## Social Services Job Function

April 2026

OhioMeansJobs.com

A total of 2,451 job openings were posted online from March 14, 2026, through April 13, 2026, for the social services job function. The graph below shows historical trends for ads posted over the last several years.



### Salary for Job Ads

Salary Range	Ads
Entry Level Jobs (less than \$30K)	1.3%
Middle Income Jobs (\$30K-\$49K)	33.5%
Upper Middle Income Jobs (\$50K-\$79K)	51.5%
High Income Jobs (\$80K-\$99K)	10.2%
Six Figure Jobs (\$100K+)	3.5%

### Education for Job Ads

Education Range	Ads
GED/High School	26.3%
Associate Level	4.4%
Bachelor's Degree	49.8%
Master's Degree	18.9%
Doctoral Degree	0.7%

### Top Certifications for Job Ads

Certifications	Ads
Driver's License	812
Licensed Social Worker	181
First Aid certification	133
Licensed Master Social Worker	100
Licensed Professional Clinical Counselor	82
Licensed Clinical Social Worker	53
Licensed Professional Counselor	34
Certification in Ethics	31
Certified Case Manager	31
American Nurses Credentialing Center	31

### Top Skills for Job Ads

Skills	Ads
Counseling	641
Supervision	585
Social work	514
Scheduling	441
Intervening	405
Microsoft Office	390
Case management	369
Customer service	303
Time management	301
Teaching	280

### Top Employers with the Most Job Ads

Employer	Ads
Sevita	84
CHILDREN'S HOSPITAL MEDICAL CENTER	61
University of Cincinnati	47
University Hospitals	43
Molina Healthcare Inc.	43
CareSource	37
ResCare	35
BrightSpring Health Services	32
Elevance Health	32
ViaQuest, Inc.	30
FAMILY & COMMUNITY SERVICES, INC.	30
ALVIS, Inc.	29
Veterans Health Administration	29
Bowling Green State University	27
Akron Children's Hospital	24
Young Mens Christian Association	22
Cleveland Clinic	21
Columbus State Community College	21
CVS Health	20
Miami University	19
Ymca	18
City of Cincinnati	17
Trilogy Management Services Ltd.	17
Case Western Reserve University	17
Ohio Northern University	16
Youngstown State University	16
Coleman Professional Services	15
Universal Health Services	15
National Church Residences	14
Bellefaire JCB	14

### Top Occupations with the Most Job Ads

Occupation	Ads
Social and Human Service Assistants	851
Educational, Guidance, and Career Counselors and Advisors	502
Healthcare Social Workers	433
Community and Social Service Specialists, All Other	263
Child, Family, and School Social Workers	108
Social and Community Service Managers	74
Clergy	56
Directors, Religious Activities and Education	50
Substance Abuse and Behavioral Disorder Counselors	41
Probation Officers and Correctional Treatment Specialists	34
Community Health Workers	26
Social Workers, All Other	8
Counselors, All Other	5

EDITOR'S NOTE: This report is based on data provided by TalentNeuron, a global research and advisory company. Through this partnership, new data sources and improved methodologies are available to better understand occupational demand over time. This reflects a change from the methodology used to produce these reports prior to October 2023.

This information is a snapshot in time and may not represent long-term trends. Any of this data, including historical reports, may vary slightly over time, as minor revisions are continually made to this live database. Some ads may appear in two or more occupation codes and may be counted more than once. This information should be used in conjunction with local labor market information to analyze current occupational demand.

This data has not been seasonally adjusted. Sometimes seasonal adjustment is used to remove fluctuations in unemployment and labor force trends that normally occur with changes in the season. Seasonal variation in employment occurs for natural and institutional reasons, including reduced employment involving outdoor activities during winter, changes in labor force and unemployment levels with opening and closing of schools, and layoffs during the automobile model changeover period. Seasonal variations can also affect the number of online job ads, so over the year it will affect the data in this report.

