



Online Job Postings Occupational Job Functions

View a report of online job posting trends for each of the job functions listed below. A job function is a grouping of related occupations. These monthly reports contain the top occupations and employers advertised online through OhioMeansJobs.com. For each job function, learn the base salary, educational requirements, top certifications, and skills employers are seeking. A listing of the occupations within each job function is also available at [Related Occupations with Descriptions](#).

Select a job function below.

Administration/Clerical	Creative/Talent	Education/Training	Engineering/ Quality Assurance
Executive Management	Facilities/Construction	Finance/Accounting	Hospitality/Services
Human Resources	Information/Technology	Legal	Maintenance/Repair
Manufacturing/Resources	Marketing/Public Relations	Medical/Health	Operations/Logistics
Sales/Business Development	Science/R&D	Security	Social Services

The job function reports are created through data provided by TalentNeuron™. In addition to these reports, each month OhioMeansJobs.com provides reports on job postings trends for Ohio and the JobsOhio network regions. These reports are readily available for businesses, career service professionals and schools.

Please refer questions or requests to: ContactLMI@jfs.ohio.gov.



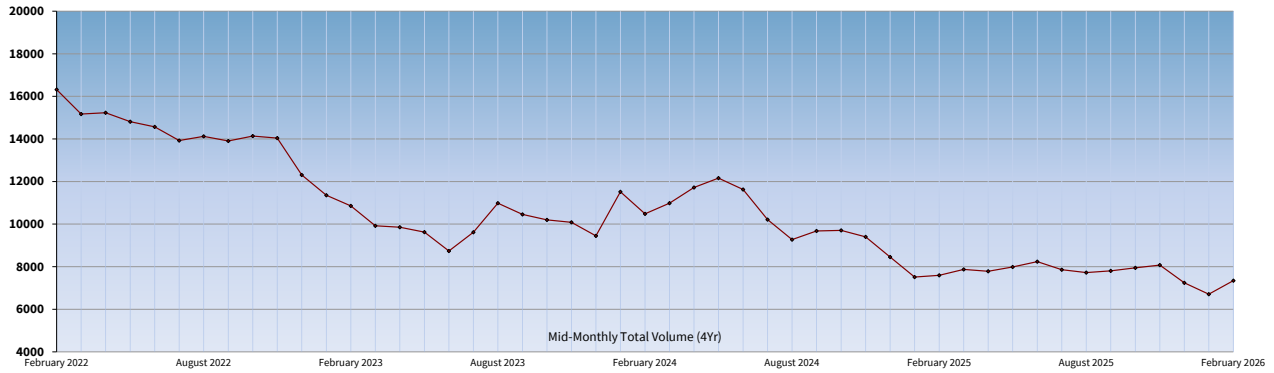
Online Job Postings

Administration/Clerical Job Function

February 2026

OhioMeansJobs.com

A total of 7,347 job openings were posted online from January 14, 2026, through February 13, 2026, for the administration/clerical job function. The graph below shows historical trends for ads posted over the last several years.



Salary for Job Ads

Salary Range	Ads
Entry Level Jobs (less than \$30K)	2.4%
Middle Income Jobs (\$30K-\$49K)	59.6%
Upper Middle Income Jobs (\$50K-\$79K)	26.9%
High Income Jobs (\$80K-\$99K)	5.8%
Six Figure Jobs (\$100K+)	5.2%

Education for Job Ads

Education Range	Ads
GED/High School	67.0%
Associate Level	7.1%
Bachelor's Degree	25.2%
Master's Degree	0.6%
Doctoral Degree	0.1%

Top Certifications for Job Ads

Certifications	Ads
Driver's License	788
HAZMAT	180
Security clearance	164
Forklift certification	146
Occupational Safety & Health Administration Certification	144
Financial Industry Regulatory Authority	141
Secret security clearance	99
First Aid certification	68
Nationwide Mortgage Licensing System	60
Top Secret Sensitive Compartmented Information	41

Top Skills for Job Ads

Skills	Ads
Customer service	2,908
Operations	2,011
Scheduling	1,657
Microsoft Office	1,324
Forklifts	1,121
Shipping	1,062
Microsoft Excel	971
Computer usage (basic)	938
Mathematics	888
Diversity, Equity, and Inclusion Frameworks	873

Top Employers with the Most Job Ads

Employer	Ads
Walmart	375
Kroger	213
Lowe's	173
PNC Financial Services	137
KeyBank	131
DSV	130
Meijer	128
Chipotle Mexican Grill	118
Fastenal	77
Woodforest National Bank	66
Banta Global Turnkey	57
LHH US	54
KPMG	44
TJX Companies	42
University Hospitals	42
Uline	42
Peoples Bancorp Inc	40
PENSKE	39
CCBCC	38
Fifth Third Bank	37
Ohio State University Wexner Medical Center	37
The Scotts Company	35
Coca-Cola	35
HD Supply	34
Rumpke	33
Farmers National Bankj	33
Ryder	32
Manheim Remarketing	30
Sam's Club	30
Cintas	29

Top Occupations with the Most Job Ads

Occupation	Ads
Stockers and Order Fillers	2,490
Shipping, Receiving, and Inventory Clerks	570
Secretaries and Administrative Assistants, Except Legal, Medical, and Executive	505
First-Line Supervisors of Office and Administrative Support Workers	500
Business Operations Specialists, All Other	442
Tellers	419
Bookkeeping, Accounting, and Auditing Clerks	418
Office Clerks, General	410
Executive Secretaries and Executive Administrative Assistants	341
Production, Planning, and Expediting Clerks	217
New Accounts Clerks	178
Receptionists and Information Clerks	144
Billing and Posting Clerks	140
Facilities Managers	128
Bill and Account Collectors	101
Data Entry Keyers	46
Order Clerks	43
Court, Municipal, and License Clerks	34
Administrative Services Managers	31
Information and Record Clerks, All Other	28
Office and Administrative Support Workers, All Other	27
Interviewers, Except Eligibility and Loan	19
Urban and Regional Planners	17
Library Assistants, Clerical	16
Mail Clerks and Mail Machine Operators, Except Postal Service	15
Proofreaders and Copy Markers	10
Credit Authorizers, Checkers, and Clerks	9
Eligibility Interviewers, Government Programs	9
Weighers, Measurers, Checkers, and Samplers, Recordkeeping	9
Correspondence Clerks	7

EDITOR'S NOTE: This report is based on data provided by TalentNeuron, a global research and advisory company. Through this partnership, new data sources and improved methodologies are available to better understand occupational demand over time. This reflects a change from the methodology used to produce these reports prior to October 2023.

This information is a snapshot in time and may not represent long-term trends. Any of this data, including historical reports, may vary slightly over time, as minor revisions are continually made to this live database. Some ads may appear in two or more occupation codes and may be counted more than once. This information should be used in conjunction with local labor market information to analyze current occupational demand.

This data has not been seasonally adjusted. Sometimes seasonal adjustment is used to remove fluctuations in unemployment and labor force trends that normally occur with changes in the season. Seasonal variation in employment occurs for natural and institutional reasons, including reduced employment involving outdoor activities during winter, changes in labor force and unemployment levels with opening and closing of schools, and layoffs during the automobile model changeover period. Seasonal variations can also affect the number of online job ads, so over the year it will affect the data in this report.



**Department of
Job & Family Services**
OhioMeansJobs.com



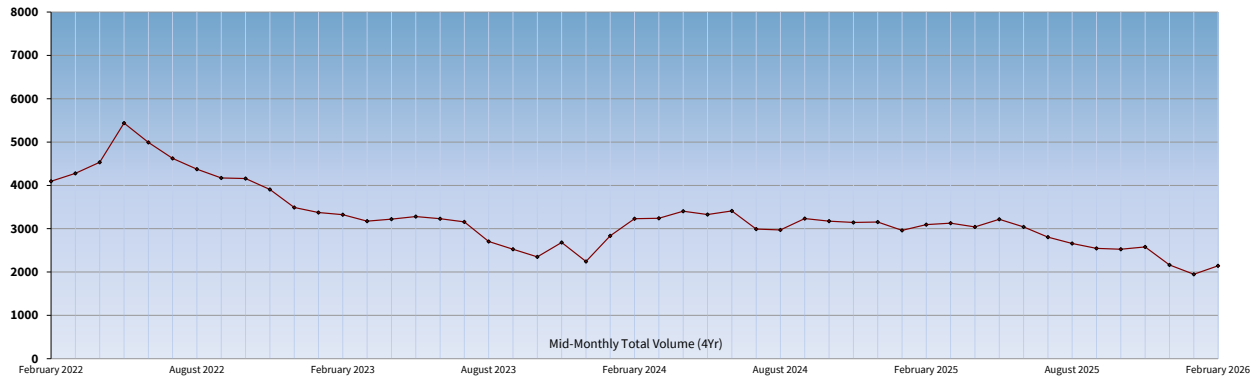
Online Job Postings

Creative/Talent Job Function

February 2026

OhioMeansJobs.com

A total of 2,143 job openings were posted online from January 14, 2026, through February 13, 2026, for the creative/talent job function. The graph below shows historical trends for ads posted over the last several years.



Salary for Job Ads

Salary Range	Ads
Entry Level Jobs (less than \$30K)	2.6%
Middle Income Jobs (\$30K-\$49K)	20.9%
Upper Middle Income Jobs (\$50K-\$79K)	63.4%
High Income Jobs (\$80K-\$99K)	6.3%
Six Figure Jobs (\$100K+)	6.8%

Education for Job Ads

Education Range	Ads
GED/High School	37.4%
Associate Level	4.1%
Bachelor's Degree	58.4%
Master's Degree	0.0%
Doctoral Degree	0.1%

Top Certifications for Job Ads

Certifications	Ads
Driver's License	289
First Aid certification	115
Certification of Teaching	96
Certified Personal Trainer	37
Accredited Business Communicator	28
Security clearance	18
American Sign Language	14
Secret security clearance	13
Cloverleaf Certification	11
Teaching license	10

Top Skills for Job Ads

Skills	Ads
Merchandising	396
Scheduling	327
Supervision	279
Marketing	273
Teaching	267
Customer service	222
Time management	189
Operations	155
Microsoft Office	146
Diversity, Equity, and Inclusion Frameworks	144

Top Employers with the Most Job Ads

Employer	Ads
Home Depot	110
RETAILDATA	62
Hallmark	56
SR merchandising Corp	56
Manheim Remarketing	54
Field Force Merchandising	52
SkillZDr	36
Cloverleaf Schools	35
Youngstown City School District	34
Cincinnati Public Schools	28
Sinclair Broadcast Group	25
TJX Companies	24
High School	23
Northwest Local School District	22
American Greetings Corporation	19
Spar Group	19
Abercrombie & Fitch	18
Delaware City School District	17
Trumbull County ESC	17
Cedar Point	16
Miami University	16
AMPLIFIED CONNECTIONS	15
Southwestern City Schools	15
University of Cincinnati	15
Kroger	13
Bowling Green State University	12
Harding High School	11
TOCA Football	11
Syneos Health	11
Access 2 Interpreters, LLC	11

Top Occupations with the Most Job Ads

Occupation	Ads
Coaches and Scouts	720
Merchandise Displayers and Window Trimmers	465
Public Relations Specialists	174
Graphic Designers	108
Writers and Authors	89
Interior Designers	87
Editors	73
Interpreters and Translators	72
News Analysts, Reporters, and Journalists	68
Technical Writers	58
Producers and Directors	33
Broadcast Technicians	27
Art Directors	21
Audio and Video Technicians	20
Floral Designers	18
Photographers	15
Umpires, Referees, and Other Sports Officials	14
Lighting Technicians	13
Film and Video Editors	11
Broadcast Announcers and Radio Disc Jockeys	10
Fashion Designers	7
Media and Communication Workers, All Other	7
Camera Operators, Television, Video, and Film	6
Special Effects Artists and Animators	4
Sound Engineering Technicians	4
Athletes and Sports Competitors	3
Music Directors and Composers	3
Musicians and Singers	3
Entertainers and Performers, Sports and Related Workers, All Other	2
Models	2

EDITOR'S NOTE: This report is based on data provided by TalentNeuron, a global research and advisory company. Through this partnership, new data sources and improved methodologies are available to better understand occupational demand over time. This reflects a change from the methodology used to produce these reports prior to October 2023.

This information is a snapshot in time and may not represent long-term trends. Any of this data, including historical reports, may vary slightly over time, as minor revisions are continually made to this live database. Some ads may appear in two or more occupation codes and may be counted more than once. This information should be used in conjunction with local labor market information to analyze current occupational demand.

This data has not been seasonally adjusted. Sometimes seasonal adjustment is used to remove fluctuations in unemployment and labor force trends that normally occur with changes in the season. Seasonal variation in employment occurs for natural and institutional reasons, including reduced employment involving outdoor activities during winter, changes in labor force and unemployment levels with opening and closing of schools, and layoffs during the automobile model changeover period. Seasonal variations can also affect the number of online job ads, so over the year it will affect the data in this report.



**Department of
Job & Family Services**
OhioMeansJobs.com



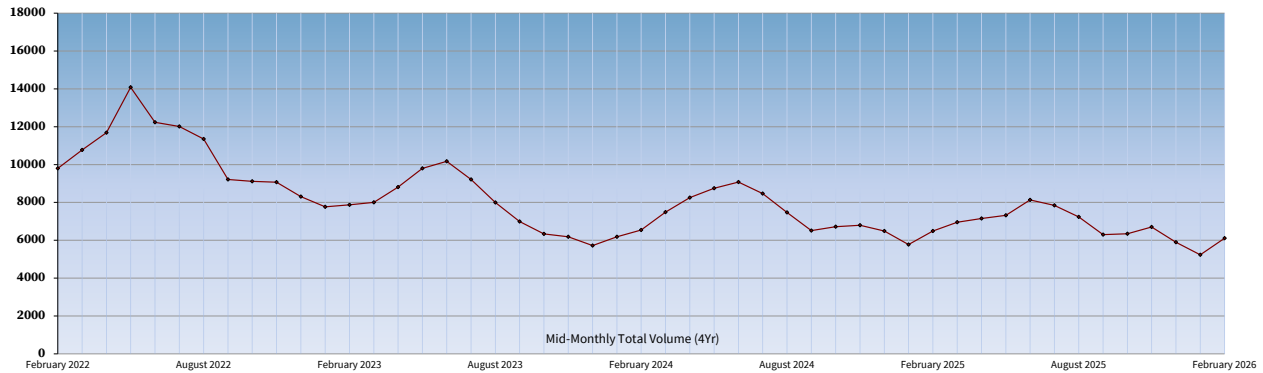
Online Job Postings

Education/Training Job Function

February 2026

OhioMeansJobs.com.

A total of 6,110 job openings were posted online from January 14, 2026, through February 13, 2026, for the education/training job function. The graph below shows historical trends for ads posted over the last several years.



Salary for Job Ads

Salary Range	Ads
Entry Level Jobs (less than \$30K)	2.2%
Middle Income Jobs (\$30K-\$49K)	24.1%
Upper Middle Income Jobs (\$50K-\$79K)	44.6%
High Income Jobs (\$80K-\$99K)	19.6%
Six Figure Jobs (\$100K+)	9.6%

Education for Job Ads

Education Range	Ads
GED/High School	15.0%
Associate Level	12.2%
Bachelor's Degree	56.8%
Master's Degree	7.4%
Doctoral Degree	8.5%

Top Certifications for Job Ads

Certifications	Ads
First Aid certification	389
Teaching license	335
Driver's License	187
Board Eligible	127
Certified Registered Nurse	121
Certification of Teaching	116
Medical License	115
Certification in Cardiopulmonary Resuscitation	101
American Board of Dermatology	88
Certification in Ethics	56

Top Skills for Job Ads

Skills	Ads
Teaching	4,216
Supervision	1,090
Teaching Experience	820
Intervening	577
Diversity, Equity, and Inclusion Frameworks	549
Scheduling	505
Mathematics	479
Special Education	467
Operations	411
Individualized Education Program	401

Top Employers with the Most Job Ads

Employer	Ads
University of Cincinnati	427
Ohio State University Wexner Medical Center	263
Bowling Green State University	251
Kindercare	148
University of Toledo	128
University Hospitals	116
Ymca	98
Ohio Northern University	97
Learning Care Group	95
Ohio University	87
Columbus City Schools	85
Columbus State Community College	81
Youngstown State University	78
Sinclair Community College	78
OHIO State University	76
Delaware City School District	67
Miami University	58
DSS Holding	50
Oberlin College	47
Performance Academy	46
Wright State University	44
NEW STORY SCHOOL	44
Cleveland State University	43
EMIT Learning	40
CHILDREN'S HOSPITAL MEDICAL CENTER	37
Central State University	34
Springfield City Schools	34
Central Ohio Technical College	33
ACCEL	31
Trumbull County ESC	31

Top Occupations with the Most Job Ads

Occupation	Ads
Health Specialties Teachers, Postsecondary	1,010
Preschool Teachers, Except Special Education	460
Secondary School Teachers, Except Special and Career/Technical Education	431
Teaching Assts., Preschool, Elementary, Middle, & Secondary School, Except Special Ed.	379
Elementary School Teachers, Except Special Education	276
Middle School Teachers, Except Special and Career/Technical Education	247
Education Administrators, Kindergarten through Secondary	216
Career/Technical Education Teachers, Postsecondary	207
Special Education Teachers, Secondary School	203
Self-Enrichment Teachers	186
Teaching Assistants, Special Education	159
Special Education Teachers, All Other	154
Instructional Coordinators	131
Education Administrators, Postsecondary	119
Engineering Teachers, Postsecondary	118
Art, Drama, and Music Teachers, Postsecondary	115
Exercise Trainers and Group Fitness Instructors	109
Nursing Instructors and Teachers, Postsecondary	107
Special Education Teachers, Middle School	104
Teaching Assistants, All Other	104
Substitute Teachers, Short-Term	100
Special Education Teachers, Elementary School	95
Business Teachers, Postsecondary	78
Athletic Trainers	75
Tutors	69
Career/Technical Education Teachers, Secondary School	67
Teachers and Instructors, All Other	58
Teaching Assistants, Postsecondary	55
Computer Science Teachers, Postsecondary	54
Biological Science Teachers, Postsecondary	53

EDITOR'S NOTE: This report is based on data provided by TalentNeuron, a global research and advisory company. Through this partnership, new data sources and improved methodologies are available to better understand occupational demand over time. This reflects a change from the methodology used to produce these reports prior to October 2023.

This information is a snapshot in time and may not represent long-term trends. Any of this data, including historical reports, may vary slightly over time, as minor revisions are continually made to this live database. Some ads may appear in two or more occupation codes and may be counted more than once. This information should be used in conjunction with local labor market information to analyze current occupational demand.

This data has not been seasonally adjusted. Sometimes seasonal adjustment is used to remove fluctuations in unemployment and labor force trends that normally occur with changes in the season. Seasonal variation in employment occurs for natural and institutional reasons, including reduced employment involving outdoor activities during winter, changes in labor force and unemployment levels with opening and closing of schools, and layoffs during the automobile model changeover period. Seasonal variations can also affect the number of online job ads, so over the year it will affect the data in this report.



**Department of
Job & Family Services**
OhioMeansJobs.com



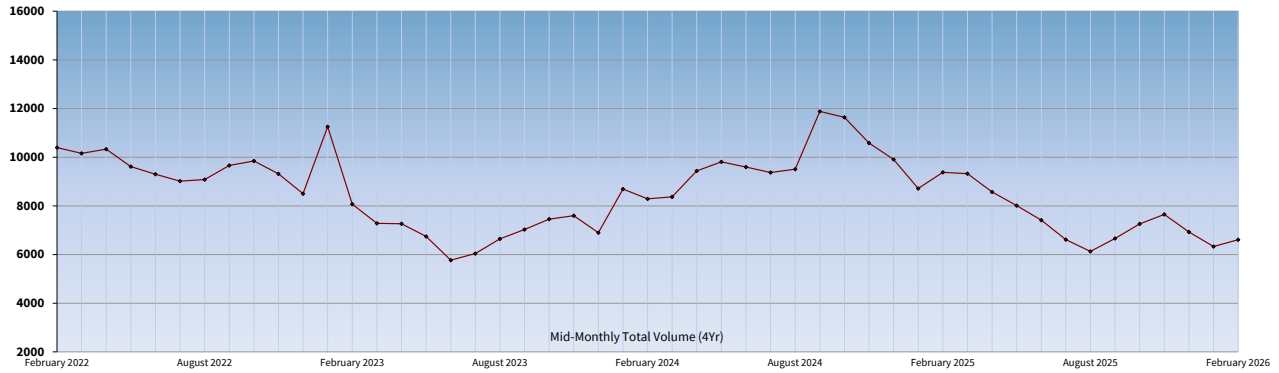
Online Job Postings

Engineering/Quality Assurance Job Function

February 2026

OhioMeansJobs.com

A total of 6,607 job openings were posted online from January 14, 2026, through February 13, 2026, for the engineering/quality assurance job function. The graph below shows historical trends for ads posted over the last several years.



Salary for Job Ads

Salary Range	Ads
Entry Level Jobs (less than \$30K)	0.0%
Middle Income Jobs (\$30K-\$49K)	0.9%
Upper Middle Income Jobs (\$50K-\$79K)	18.1%
High Income Jobs (\$80K-\$99K)	24.4%
Six Figure Jobs (\$100K+)	56.7%

Education for Job Ads

Education Range	Ads
GED/High School	4.5%
Associate Level	8.5%
Bachelor's Degree	85.0%
Master's Degree	1.6%
Doctoral Degree	0.4%

Top Certifications for Job Ads

Certifications	Ads
Professional Engineer License	689
Driver's License	653
Security clearance	526
Accreditation Board for Engineering and Technology	378
Secret security clearance	303
Occupational Safety & Health Administration Certification	264
Engineer-In-Training	248
Project Management Professional	228
Top Secret Sensitive Compartmented Information	175
National Fire Protection Association Standards	132

Top Skills for Job Ads

Skills	Ads
Scheduling	1,739
Project management	1,727
Operations	1,437
Diversity, Equity, and Inclusion Frameworks	1,221
Microsoft Office	1,220
Continuous improvement	1,171
AutoCAD	976
Mechanical engineering	956
Electrical engineering	955
Computer aided design	828

Top Employers with the Most Job Ads

Employer	Ads
GE Aerospace	320
Vertiv Inc	198
Parker Hannifin Corp	113
Modern Technology Solutions, Inc.	93
Ceso, Inc.	79
First Solar	79
KOKOSING	63
GAI Consultants, Inc.	62
Woolpert	58
Burns & Mcdonnell	55
American Structurepoint, Inc.	53
Sierra Nevada Corporation	50
Rockwell Automation	50
Cummins Inc.	49
Honda Motor Company	43
Turner Construction Company	43
Terracon	43
AECOM	41
Whirlpool	40
Precision Castparts Corp.	38
Amprical	38
L3Harris Technologies	38
CTL Engineering, Inc.	37
ECS MIDWEST LLC	33
Kimley-Horn	33
HDR, Inc.	33
Fishbeck, Thompson, Carr & Huber, Inc.	32
Battelle Memorial Institute	32
Enercon	32
ABB	31

Top Occupations with the Most Job Ads

Occupation	Ads
Industrial Engineers	1,028
Civil Engineers	1,002
Architectural and Engineering Managers	816
Mechanical Engineers	685
Electrical Engineers	574
Electrical and Electronic Engineering Technologists and Technicians	280
Aerospace Engineers	277
Engineering Technologists and Technicians, Except Drafters, All Other	268
Computer Occupations, All Other	203
Mechanical Engineering Technologists and Technicians	166
Engineers, All Other	140
Marine Engineers and Naval Architects	134
Civil Engineering Technologists and Technicians	126
Materials Engineers	123
Health and Safety Engineers, Except Mining Safety Engineers and Inspectors	106
Electro-Mechanical and Mechatronics Technologists and Technicians	97
Environmental Engineering Technologists and Technicians	84
Electronics Engineers, Except Computer	76
Industrial Engineering Technologists and Technicians	74
Environmental Engineers	62
Agricultural Engineers	52
Chemical Engineers	45
Mechanical Drafters	33
Bioengineers and Biomedical Engineers	28
Electrical and Electronics Drafters	25
Calibration Technologists and Technicians	23
Nuclear Engineers	16
Ship Engineers	16
Aerospace Engineering and Operations Technologists and Technicians	15
Commercial and Industrial Designers	14

EDITOR'S NOTE: This report is based on data provided by TalentNeuron, a global research and advisory company. Through this partnership, new data sources and improved methodologies are available to better understand occupational demand over time. This reflects a change from the methodology used to produce these reports prior to October 2023.

This information is a snapshot in time and may not represent long-term trends. Any of this data, including historical reports, may vary slightly over time, as minor revisions are continually made to this live database. Some ads may appear in two or more occupation codes and may be counted more than once. This information should be used in conjunction with local labor market information to analyze current occupational demand.

This data has not been seasonally adjusted. Sometimes seasonal adjustment is used to remove fluctuations in unemployment and labor force trends that normally occur with changes in the season. Seasonal variation in employment occurs for natural and institutional reasons, including reduced employment involving outdoor activities during winter, changes in labor force and unemployment levels with opening and closing of schools, and layoffs during the automobile model changeover period. Seasonal variations can also affect the number of online job ads, so over the year it will affect the data in this report.



**Department of
Job & Family Services**
OhioMeansJobs.com



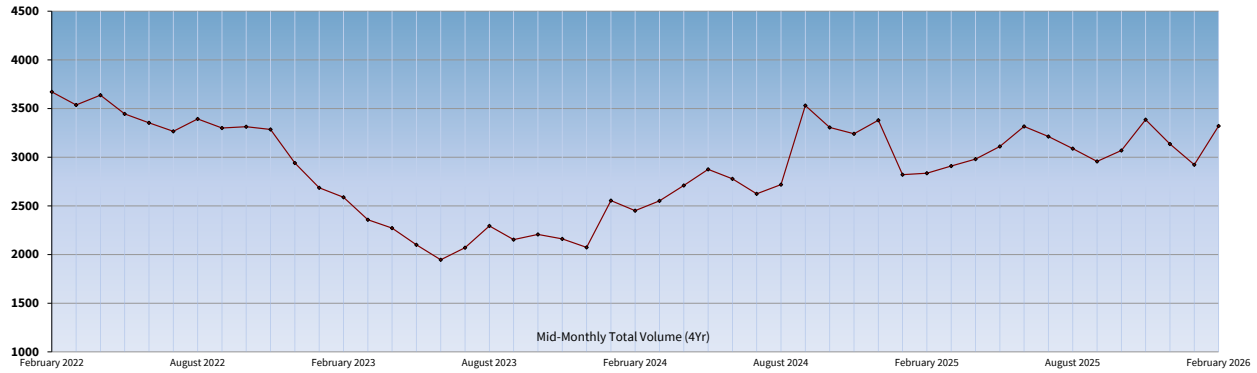
Online Job Postings

Executive Management Job Function

February 2026

OhioMeansJobs.com

A total of 3,320 job openings were posted online from January 14, 2026, through February 13, 2026, for the executive management job function. The graph below shows historical trends for ads posted over the last several years.



Salary for Job Ads

Salary Range	Ads
Entry Level Jobs (less than \$30K)	0.0%
Middle Income Jobs (\$30K-\$49K)	0.5%
Upper Middle Income Jobs (\$50K-\$79K)	11.4%
High Income Jobs (\$80K-\$99K)	27.3%
Six Figure Jobs (\$100K+)	60.8%

Education for Job Ads

Education Range	Ads
GED/High School	4.7%
Associate Level	1.1%
Bachelor's Degree	93.0%
Master's Degree	1.1%
Doctoral Degree	0.1%

Top Certifications for Job Ads

Certifications	Ads
Project Management Professional	401
Driver's License	262
Project Management Institute	137
Security clearance	85
Occupational Safety & Health Administration Certification	71
Certified Purchasing Manager	52
Secret security clearance	49
Financial Industry Regulatory Authority	45
Certified Service Manager	40
Certified Chartered Portfolio Manager	30

Top Skills for Job Ads

Skills	Ads
Operations	1,525
Project management	1,257
Scheduling	936
Diversity, Equity, and Inclusion Frameworks	782
Continuous improvement	687
Best practices	681
Customer service	597
Microsoft Office	558
Supervision	485
Supply chain	453

Top Employers with the Most Job Ads

Employer	Ads
ACCENTURE	222
Vertiv Inc	88
Domino's Pizza	63
Rockwell Automation	48
Oracle	47
KeyBank	46
GE Aerospace	46
KPMG	45
JPMorgan Chase & Co.	42
Gilbane Building Company	40
PNC Financial Services	30
Lensa	29
Crowe Horwath LLP	28
Parker Hannifin Corp	27
McKesson	26
Ceso, Inc.	25
Ernst & Young	22
CBRE	21
Cintas	19
Huntington National Bank	18
Deloitte	18
Kroger	17
Precision Castparts Corp.	15
PricewaterhouseCoopers	15
CHILDREN'S HOSPITAL MEDICAL CENTER	14
Synchrony Financial	14
WesBanco Bank, Inc.	14
CareSource	14
Elevance Health	14
Sherwin-Williams	14

Top Occupations with the Most Job Ads

Occupation	Ads
Project Management Specialists	1,600
General and Operations Managers	796
Managers, All Other	350
Transportation, Storage, and Distribution Managers	341
Chief Executives	207
Facilities Managers	25
Entertainment and Recreation Managers, Except Gambling	1

EDITOR'S NOTE: This report is based on data provided by TalentNeuron, a global research and advisory company. Through this partnership, new data sources and improved methodologies are available to better understand occupational demand over time. This reflects a change from the methodology used to produce these reports prior to October 2023.

This information is a snapshot in time and may not represent long-term trends. Any of this data, including historical reports, may vary slightly over time, as minor revisions are continually made to this live database. Some ads may appear in two or more occupation codes and may be counted more than once. This information should be used in conjunction with local labor market information to analyze current occupational demand.

This data has not been seasonally adjusted. Sometimes seasonal adjustment is used to remove fluctuations in unemployment and labor force trends that normally occur with changes in the season. Seasonal variation in employment occurs for natural and institutional reasons, including reduced employment involving outdoor activities during winter, changes in labor force and unemployment levels with opening and closing of schools, and layoffs during the automobile model changeover period. Seasonal variations can also affect the number of online job ads, so over the year it will affect the data in this report.



**Department of
Job & Family Services**
OhioMeansJobs.com



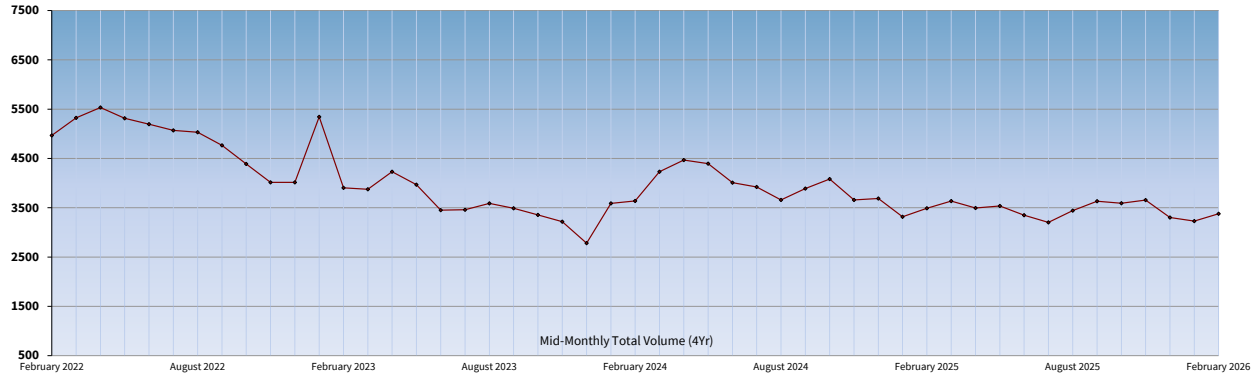
Online Job Postings

Facilities/Construction Job Function

February 2026

OhioMeansJobs.com

A total of 3,379 job openings were posted online from January 14, 2026, through February 13, 2026, for the facilities/construction job function. The graph below shows historical trends for ads posted over the last several years.



Salary for Job Ads

Salary Range	Ads
Entry Level Jobs (less than \$30K)	0.7%
Middle Income Jobs (\$30K-\$49K)	23.1%
Upper Middle Income Jobs (\$50K-\$79K)	36.0%
High Income Jobs (\$80K-\$99K)	13.9%
Six Figure Jobs (\$100K+)	26.2%

Education for Job Ads

Education Range	Ads
GED/High School	59.0%
Associate Level	5.0%
Bachelor's Degree	35.5%
Master's Degree	0.4%
Doctoral Degree	0.1%

Top Certifications for Job Ads

Certifications	Ads
Driver's License	1,102
Occupational Safety & Health Administration Certification	455
Commercial Driver's License	129
First Aid certification	98
National Electrical Code	71
Class A Commercial Drivers License	69
American Concrete Institute	67
Project Management Professional	64
OSHA Certification 10	57
Certified Project Manager	55

Top Skills for Job Ads

Skills	Ads
Scheduling	1,123
Operations	759
Project management	707
Supervision	601
Microsoft Office	539
Construction management	539
Construction projects	429
Customer service	392
Project scheduling	376
Power tools	369

Top Employers with the Most Job Ads

Employer	Ads
Turner Construction Company	123
Pepper Construction Company of Ohio	73
Afrin Property Solutions LLC	69
KOKOSING	53
Rentokil Initial	47
MasTec, Inc.	43
Gilbane Building Company	41
Ceso, Inc.	40
Summit Skilled Solutions	31
CBRE	31
JB Roofing A Tecta America Company	30
Cedar Point	27
JLL	25
Tecta America Corporation	23
Pepper Construction Group, LLC	23
Davey Tree Expert Company	23
ECS MIDWEST LLC	22
Centimark	22
Rumpke	21
BRIGHTVIEW	19
Spectrum	18
Pennline Tree Service	18
Cushman & Wakefield	18
Ledcor	18
CTL Engineering, Inc.	17
CRH	16
National Church Residences	16
Simon Roofing	16
CK Construction Group	16
R&T Yoder Electric, Inc	15

Top Occupations with the Most Job Ads

Occupation	Ads
Construction Managers	921
Landscaping and Groundskeeping Workers	383
First-Line Supervisors of Construction Trades and Extraction Workers	278
Electricians	277
Construction Laborers	251
Property, Real Estate, and Community Association Managers	196
Construction and Building Inspectors	182
Plumbers, Pipefitters, and Steamfitters	108
Carpenters	91
Architects, Except Landscape and Naval	75
Operating Engineers and Other Construction Equipment Operators	68
Pest Control Workers	65
Sheet Metal Workers	59
Surveyors	51
First-Line Supervisors of Landscaping, Lawn Service, and Groundskeeping Workers	42
Architectural and Civil Drafters	40
Tree Trimmers and Pruners	36
Roofers	34
Highway Maintenance Workers	28
Surveying and Mapping Technicians	18
Paving, Surfacing, and Tamping Equipment Operators	18
Millwrights	17
Painters, Construction and Maintenance	16
Structural Iron and Steel Workers	12
Landscape Architects	10
Terrazzo Workers and Finishers	10
Construction and Related Workers, All Other	10
Brickmasons and Blockmasons	9
Helpers--Roofers	8
Helpers, Construction Trades, All Other	7

EDITOR'S NOTE: This report is based on data provided by TalentNeuron, a global research and advisory company. Through this partnership, new data sources and improved methodologies are available to better understand occupational demand over time. This reflects a change from the methodology used to produce these reports prior to October 2023.

This information is a snapshot in time and may not represent long-term trends. Any of this data, including historical reports, may vary slightly over time, as minor revisions are continually made to this live database. Some ads may appear in two or more occupation codes and may be counted more than once. This information should be used in conjunction with local labor market information to analyze current occupational demand.

This data has not been seasonally adjusted. Sometimes seasonal adjustment is used to remove fluctuations in unemployment and labor force trends that normally occur with changes in the season. Seasonal variation in employment occurs for natural and institutional reasons, including reduced employment involving outdoor activities during winter, changes in labor force and unemployment levels with opening and closing of schools, and layoffs during the automobile model changeover period. Seasonal variations can also affect the number of online job ads, so over the year it will affect the data in this report.



Department of
Job & Family Services
OhioMeansJobs.com



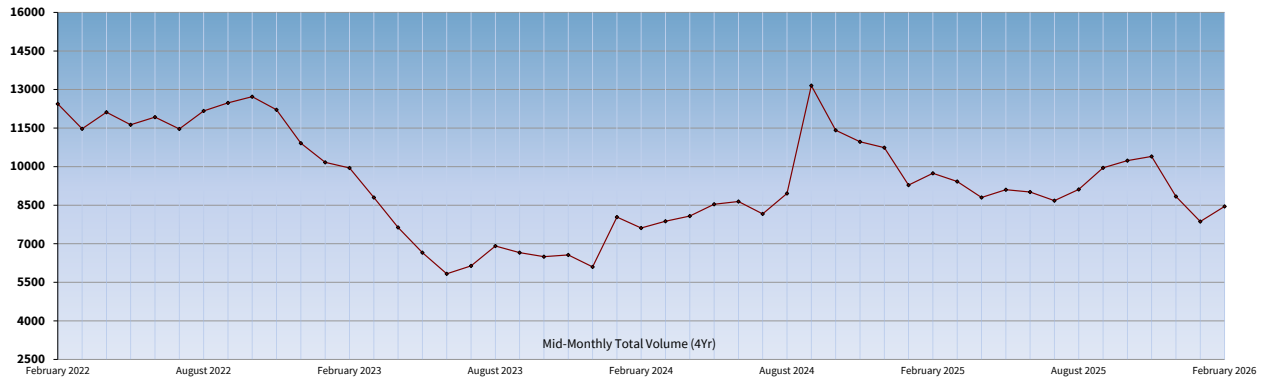
Online Job Postings

Finance/Accounting Job Function

February 2026

OhioMeansJobs.com

A total of 8,455 job openings were posted online from January 14, 2026, through February 13, 2026, for the finance/accounting job function. The graph below shows historical trends for ads posted over the last several years.



Salary for Job Ads

Salary Range	Ads
Entry Level Jobs (less than \$30K)	0.0%
Middle Income Jobs (\$30K-\$49K)	4.7%
Upper Middle Income Jobs (\$50K-\$79K)	23.2%
High Income Jobs (\$80K-\$99K)	30.6%
Six Figure Jobs (\$100K+)	41.5%

Education for Job Ads

Education Range	Ads
GED/High School	9.0%
Associate Level	2.5%
Bachelor's Degree	86.7%
Master's Degree	1.6%
Doctoral Degree	0.1%

Top Certifications for Job Ads

Certifications	Ads
Certified Public Accountant	1,000
Nationwide Mortgage Licensing System	552
Driver's License	442
FINRA Series 7	227
Financial Industry Regulatory Authority	217
Certified Corporate FP&A Professional	202
State insurance license	158
Chartered Financial Analyst	140
Security clearance	131
Certified Financial Planner	117

Top Skills for Job Ads

Skills	Ads
Finance	2,510
Accounting	2,421
Operations	2,327
Diversity, Equity, and Inclusion Frameworks	2,270
Customer service	1,925
Banking	1,663
Microsoft Office	1,597
Client relationships	1,492
Microsoft Excel	1,376
Risk management	1,153

Top Employers with the Most Job Ads

Employer	Ads
ACCENTURE	587
KeyBank	398
JPMorgan Chase & Co.	356
Huntington National Bank	277
Fifth Third Bank	208
KPMG	165
PNC Financial Services	162
Walmart	147
Ernst & Young	140
WesBanco Bank, Inc.	122
U.S. Bank	120
Crowe Horwath LLP	114
Nationwide	98
Kroger	85
First Financial Bank	84
PricewaterhouseCoopers	77
Deloitte	75
northwest bank	71
BDO	67
Plante & Moran, PLLC	62
Farmers Insurance Group	53
AutoZone, Inc	52
Elevance Health	51
McKesson	49
Turner Construction Company	47
GE Aerospace	47
Cfs	44
Sedgwick	43
Oracle	42
Munich Re	42

Top Occupations with the Most Job Ads

Occupation	Ads
Management Analysts	1,867
Accountants and Auditors	1,586
Securities, Commodities, and Financial Services Sales Agents	1,170
Financial Managers	729
Financial and Investment Analysts	565
Claims Adjusters, Examiners, and Investigators	447
Compliance Officers	340
Loan Officers	311
Cost Estimators	235
Insurance Underwriters	197
Financial Specialists, All Other	173
Personal Financial Advisors	152
Actuaries	123
Financial Risk Specialists	116
Appraisers and Assessors of Real Estate	100
Credit Analysts	91
Insurance Appraisers, Auto Damage	66
Budget Analysts	44
Tax Preparers	41
Financial Examiners	31
Loan Interviewers and Clerks	29
Credit Counselors	18
Insurance Claims and Policy Processing Clerks	11
Financial Clerks, All Other	8
Tax Examiners and Collectors, and Revenue Agents	3
Appraisers of Personal and Business Property	2

EDITOR'S NOTE: This report is based on data provided by TalentNeuron, a global research and advisory company. Through this partnership, new data sources and improved methodologies are available to better understand occupational demand over time. This reflects a change from the methodology used to produce these reports prior to October 2023.

This information is a snapshot in time and may not represent long-term trends. Any of this data, including historical reports, may vary slightly over time, as minor revisions are continually made to this live database. Some ads may appear in two or more occupation codes and may be counted more than once. This information should be used in conjunction with local labor market information to analyze current occupational demand.

This data has not been seasonally adjusted. Sometimes seasonal adjustment is used to remove fluctuations in unemployment and labor force trends that normally occur with changes in the season. Seasonal variation in employment occurs for natural and institutional reasons, including reduced employment involving outdoor activities during winter, changes in labor force and unemployment levels with opening and closing of schools, and layoffs during the automobile model changeover period. Seasonal variations can also affect the number of online job ads, so over the year it will affect the data in this report.



**Department of
Job & Family Services**
OhioMeansJobs.com



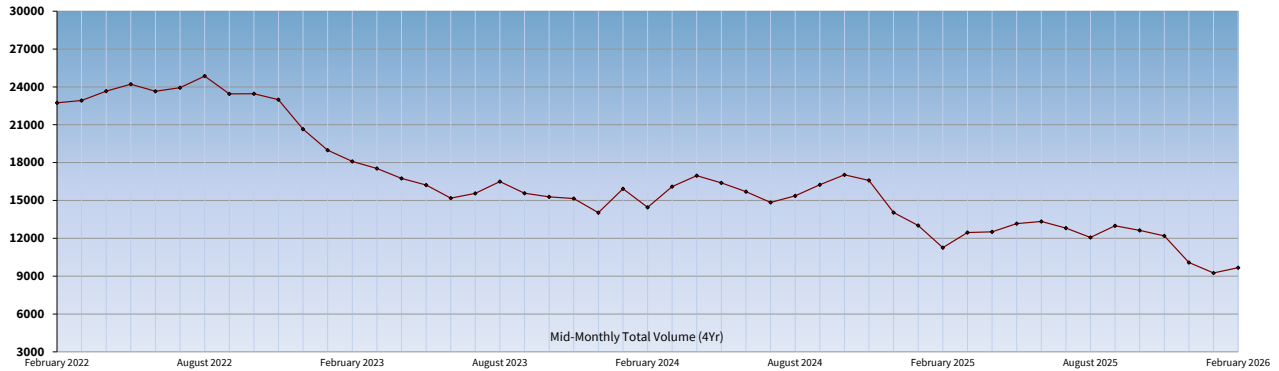
Online Job Postings

Hospitality/Services Job Function

February 2026

OhioMeansJobs.com

A total of 9,670 job openings were posted online from January 14, 2026, through February 13, 2026, for the hospitality/services job function. The graph below shows historical trends for ads posted over the last several years.



Salary for Job Ads

Salary Range	Ads
Entry Level Jobs (less than \$30K)	26.5%
Middle Income Jobs (\$30K-\$49K)	54.1%
Upper Middle Income Jobs (\$50K-\$79K)	18.0%
High Income Jobs (\$80K-\$99K)	1.2%
Six Figure Jobs (\$100K+)	0.2%

Education for Job Ads

Education Range	Ads
GED/High School	85.1%
Associate Level	6.8%
Bachelor's Degree	7.8%
Master's Degree	0.3%
Doctoral Degree	0.0%

Top Certifications for Job Ads

Certifications	Ads
Driver's License	564
Esthetician and Cosmetology License	245
Food Safety Certification	210
Barber License	157
Occupational Safety & Health Administration Certification	122
First Aid certification	97
ServSafe Certification	80
Certification in Cardiopulmonary Resuscitation	68
Security clearance	57
National Registry of Food Safety Professionals	34

Top Skills for Job Ads

Skills	Ads
Customer service	3,136
Cooking	2,083
Food safety	1,901
Operations	1,608
Diversity, Equity, and Inclusion Frameworks	1,465
Supervision	1,369
Scheduling	1,227
Food preparation	995
Guest relations	949
Mathematics	722

Top Employers with the Most Job Ads

Employer	Ads
Aramark Corporation	315
Starbucks	307
Chipotle Mexican Grill	281
Texas Roadhouse	277
PANDA RESTAURANT GROUP	211
Domino's Pizza	207
ULTA	175
AVI Foodsystems	168
Kroger	162
Sodexo Inc.	157
Trilogy Management Services Ltd.	122
Subway	121
Delaware North Companies, Inc.	121
Carlson Building Maintenance Inc	119
Penn Entertainment	115
Walmart	115
Trilogy Health Services	105
SPORT CLIPS	96
Taco Bell	93
Petco	83
Regis Corporation	82
Panera Bread	79
Shaner	76
Chuck E. Cheese	68
First Watch Restaurants	65
Cedar Point	63
Pizza Hut	60
Marriott	60
BROOKDALE	57
Healthcare Services Group	56

Top Occupations with the Most Job Ads

Occupation	Ads
First-Line Supervisors of Food Preparation and Serving Workers	1,734
Fast Food and Counter Workers	1,552
Janitors and Cleaners, Except Maids and Housekeeping Cleaners	950
Food Preparation Workers	595
Maids and Housekeeping Cleaners	548
Cooks, Restaurant	507
Waiters and Waitresses	434
Hairdressers, Hairstylists, and Cosmetologists	358
Food Service Managers	354
Cooks, Institution and Cafeteria	337
Dishwashers	259
Hotel, Motel, and Resort Desk Clerks	182
Dining Room and Cafeteria Attendants and Bartender Helpers	170
First-Line Supervisors of Housekeeping and Janitorial Workers	167
Animal Caretakers	164
Recreation Workers	149
Hosts and Hostesses, Restaurant, Lounge, and Coffee Shop	141
Chefs and Head Cooks	130
Bartenders	118
Meeting, Convention, and Event Planners	97
First-Line Supervisors of Personal Service Workers	96
Childcare Workers	81
Amusement and Recreation Attendants	75
Residential Advisors	48
Food Servers, Nonrestaurant	45
Concierges	38
Baggage Porters and Bellhops	35
Taxi Drivers	32
Barbers	28
Lodging Managers	26

EDITOR'S NOTE: This report is based on data provided by TalentNeuron, a global research and advisory company. Through this partnership, new data sources and improved methodologies are available to better understand occupational demand over time. This reflects a change from the methodology used to produce these reports prior to October 2023.

This information is a snapshot in time and may not represent long-term trends. Any of this data, including historical reports, may vary slightly over time, as minor revisions are continually made to this live database. Some ads may appear in two or more occupation codes and may be counted more than once. This information should be used in conjunction with local labor market information to analyze current occupational demand.

This data has not been seasonally adjusted. Sometimes seasonal adjustment is used to remove fluctuations in unemployment and labor force trends that normally occur with changes in the season. Seasonal variation in employment occurs for natural and institutional reasons, including reduced employment involving outdoor activities during winter, changes in labor force and unemployment levels with opening and closing of schools, and layoffs during the automobile model changeover period. Seasonal variations can also affect the number of online job ads, so over the year it will affect the data in this report.



**Department of
Job & Family Services**
OhioMeansJobs.com



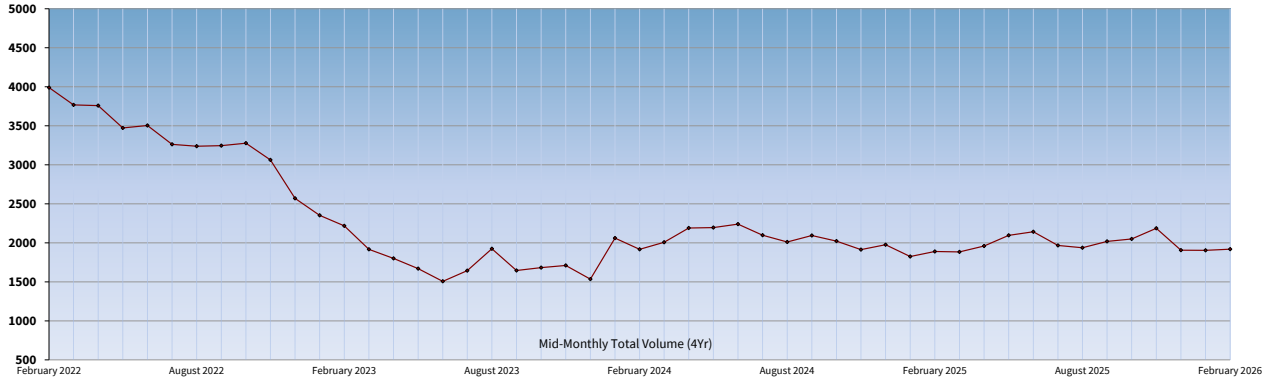
Online Job Postings

Human Resources Job Function

February 2026

OhioMeansJobs.com

A total of 1,918 job openings were posted online from January 14, 2026, through February 13, 2026, for the human resources job function. The graph below shows historical trends for ads posted over the last several years.



Salary for Job Ads

Salary Range	Ads
Entry Level Jobs (less than \$30K)	0.0%
Middle Income Jobs (\$30K-\$49K)	11.1%
Upper Middle Income Jobs (\$50K-\$79K)	35.7%
High Income Jobs (\$80K-\$99K)	21.7%
Six Figure Jobs (\$100K+)	31.5%

Education for Job Ads

Education Range	Ads
GED/High School	9.0%
Associate Level	8.0%
Bachelor's Degree	81.6%
Master's Degree	1.4%
Doctoral Degree	0.1%

Top Certifications for Job Ads

Certifications	Ads
Driver's License	101
Society for Human Resource Management Certified Professional	70
Occupational Safety & Health Administration Certification	60
Society for Human Resource Management Senior Certified Professional	40
Security clearance	39
Certified Compensation Professional	25
Certified Employee Benefits Specialist	17
Certified Payroll Professional	17
Secret security clearance	16
First Aid certification	16

Top Skills for Job Ads

Skills	Ads
Human resources	564
Operations	464
Microsoft Office	449
Diversity, Equity, and Inclusion Frameworks	346
Onboarding	331
Microsoft Excel	301
Payroll	293
Recruiting	293
Employee Relations	287
Customer service	283

Top Employers with the Most Job Ads

Employer	Ads
KPMG	35
Kroger	25
Vertiv Inc	20
The Buckle Brand	15
TOTAL QUALITY LOGISTICS	14
Defense Logistics Agency	14
Turner Construction Company	14
Precision Castparts Corp.	13
STERIS	13
DSV	13
Sherwin-Williams	13
Parker Hannifin Corp	13
KeyBank	12
Crowe Horwath LLP	11
GE Aerospace	11
AtriCure, Inc.	11
Lensa	11
Acrisure, LLC	11
FirstEnergy	11
Rumpke	10
Walmart	10
Flightsafety	9
Elevance Health	9
ABX AIR	8
Paychex	8
Lubrizol	8
Canonical Ltd.	8
Akron Children's Hospital	8
Trimble Navigation, LTD	8
Ford	8

Top Occupations with the Most Job Ads

Occupation	Ads
Training and Development Specialists	495
Human Resources Managers	462
Human Resources Specialists	414
Compensation, Benefits, and Job Analysis Specialists	161
Human Resources Assistants, Except Payroll and Timekeeping	150
Payroll and Timekeeping Clerks	142
Training and Development Managers	50
Compensation and Benefits Managers	28
Compliance Officers	11
Labor Relations Specialists	5

EDITOR'S NOTE: This report is based on data provided by TalentNeuron, a global research and advisory company. Through this partnership, new data sources and improved methodologies are available to better understand occupational demand over time. This reflects a change from the methodology used to produce these reports prior to October 2023.

This information is a snapshot in time and may not represent long-term trends. Any of this data, including historical reports, may vary slightly over time, as minor revisions are continually made to this live database. Some ads may appear in two or more occupation codes and may be counted more than once. This information should be used in conjunction with local labor market information to analyze current occupational demand.

This data has not been seasonally adjusted. Sometimes seasonal adjustment is used to remove fluctuations in unemployment and labor force trends that normally occur with changes in the season. Seasonal variation in employment occurs for natural and institutional reasons, including reduced employment involving outdoor activities during winter, changes in labor force and unemployment levels with opening and closing of schools, and layoffs during the automobile model changeover period. Seasonal variations can also affect the number of online job ads, so over the year it will affect the data in this report.



**Department of
Job & Family Services**
OhioMeansJobs.com



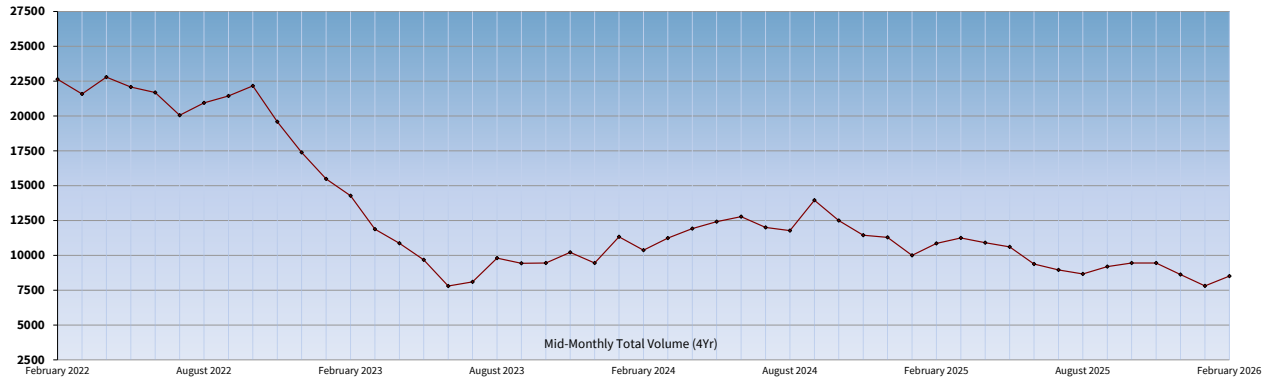
Online Job Postings

Information Technology Job Function

February 2026

OhioMeansJobs.com

A total of 8,506 job openings were posted online from January 14, 2026, through February 13, 2026, for the information technology job function. The graph below shows historical trends for ads posted over the last several years.



Salary for Job Ads

Salary Range	Ads
Entry Level Jobs (less than \$30K)	0.0%
Middle Income Jobs (\$30K-\$49K)	1.8%
Upper Middle Income Jobs (\$50K-\$79K)	6.2%
High Income Jobs (\$80K-\$99K)	14.9%
Six Figure Jobs (\$100K+)	77.1%

Education for Job Ads

Education Range	Ads
GED/High School	1.8%
Associate Level	5.7%
Bachelor's Degree	90.5%
Master's Degree	1.7%
Doctoral Degree	0.3%

Top Certifications for Job Ads

Certifications	Ads
Security clearance	763
Secret security clearance	728
Top Secret Sensitive Compartment Information	438
Certified Information Systems Security Professional	307
Top secret security clearance	281
SCI clearance	268
Project Management Professional	207
Cisco Certified Network Associate	171
Driver's License	161
Certified Information Security Manager	107

Top Skills for Job Ads

Skills	Ads
Best practices	2,398
Automation	2,203
Operations	2,080
Databases	1,881
Diversity, Equity, and Inclusion Frameworks	1,797
Software development	1,789
Frameworks	1,741
Python	1,717
SQL	1,711
Workflows	1,614

Top Employers with the Most Job Ads

Employer	Ads
ACCENTURE	296
Modern Technology Solutions, Inc.	227
Oracle	225
KPMG	201
JPMorgan Chase & Co.	187
ATechStar	171
EOSITS	148
Ernst & Young	137
Deloitte	115
Rockwell Automation	99
KeyBank	97
Sherwin-Williams	91
Huntington National Bank	76
Vertiv Inc	73
McKesson	71
Crowe Horwath LLP	65
Booz Allen Hamilton	63
Parker Hannifin Corp	63
Leidos	55
PNC Financial Services	53
Marathon Petroleum Corporation	53
Nationwide	53
Huntington Ingalls Industries	50
Motorola Solutions	48
KBR	47
Defense Finance & Accounting Service	45
PricewaterhouseCoopers	44
The Hartford Financial Services Group Inc	42
American Electric Power	40
Northrop Grumman	39

Top Occupations with the Most Job Ads

Occupation	Ads
Software Developers	1,923
Computer Occupations, All Other	1,655
Information Security Analysts	745
Computer Network Architects	744
Network and Computer Systems Administrators	668
Database Architects	544
Computer and Information Systems Managers	450
Computer User Support Specialists	396
Computer Systems Analysts	339
Software Quality Assurance Analysts and Testers	267
Data Scientists	265
Web Developers	226
Web and Digital Interface Designers	94
Computer Network Support Specialists	77
Database Administrators	46
Market Research Analysts and Marketing Specialists	38
Computer Programmers	29

EDITOR'S NOTE: This report is based on data provided by TalentNeuron, a global research and advisory company. Through this partnership, new data sources and improved methodologies are available to better understand occupational demand over time. This reflects a change from the methodology used to produce these reports prior to October 2023.

This information is a snapshot in time and may not represent long-term trends. Any of this data, including historical reports, may vary slightly over time, as minor revisions are continually made to this live database. Some ads may appear in two or more occupation codes and may be counted more than once. This information should be used in conjunction with local labor market information to analyze current occupational demand.

This data has not been seasonally adjusted. Sometimes seasonal adjustment is used to remove fluctuations in unemployment and labor force trends that normally occur with changes in the season. Seasonal variation in employment occurs for natural and institutional reasons, including reduced employment involving outdoor activities during winter, changes in labor force and unemployment levels with opening and closing of schools, and layoffs during the automobile model changeover period. Seasonal variations can also affect the number of online job ads, so over the year it will affect the data in this report.



**Department of
Job & Family Services**
OhioMeansJobs.com

EDITOR'S NOTE: This report is based on data provided by TalentNeuron, a global research and advisory company. Through this partnership, new data sources and improved methodologies are available to better understand occupational demand over time. This reflects a change from the methodology used to produce these reports prior to October 2023.

This information is a snapshot in time and may not represent long-term trends. Any of this data, including historical reports, may vary slightly over time, as minor revisions are continually made to this live database. Some ads may appear in two or more occupation codes and may be counted more than once. This information should be used in conjunction with local labor market information to analyze current occupational demand.

This data has not been seasonally adjusted. Sometimes seasonal adjustment is used to remove fluctuations in unemployment and labor force trends that normally occur with changes in the season. Seasonal variation in employment occurs for natural and institutional reasons, including reduced employment involving outdoor activities during winter, changes in labor force and unemployment levels with opening and closing of schools, and layoffs during the automobile model changeover period. Seasonal variations can also affect the number of online job ads, so over the year it will affect the data in this report.



Department of
Job & Family Services
OhioMeansJobs.com



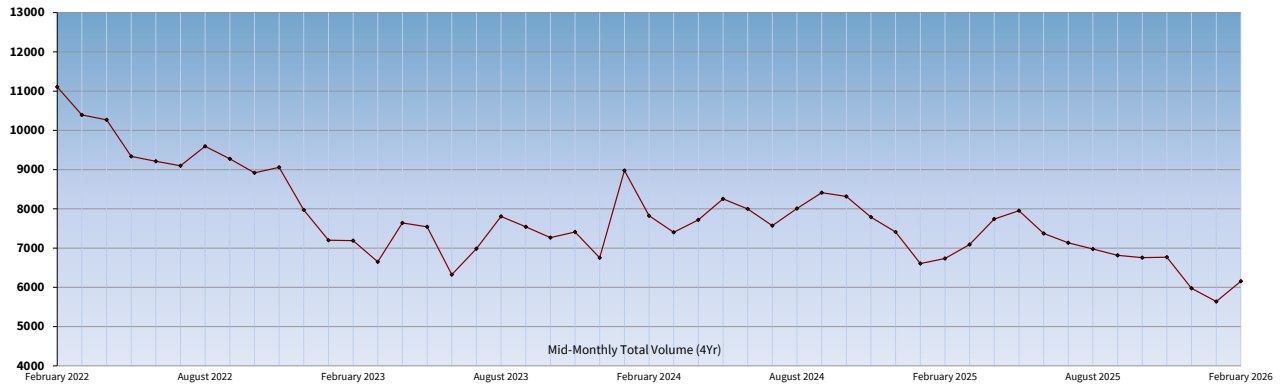
Online Job Postings

Maintenance/Repair Job Function

February 2026

OhioMeansJobs.com.

A total of 6,155 job openings were posted online from January 14, 2026, through February 13, 2026, for the maintenance/repair job function. The graph below shows historical trends for ads posted over the last several years.



Salary for Job Ads

Salary Range	Ads
Entry Level Jobs (less than \$30K)	0.1%
Middle Income Jobs (\$30K-\$49K)	22.0%
Upper Middle Income Jobs (\$50K-\$79K)	60.3%
High Income Jobs (\$80K-\$99K)	15.1%
Six Figure Jobs (\$100K+)	2.5%

Education for Job Ads

Education Range	Ads
GED/High School	68.1%
Associate Level	23.7%
Bachelor's Degree	8.0%
Master's Degree	0.2%
Doctoral Degree	0.0%

Top Certifications for Job Ads

Certifications	Ads
Driver's License	2,530
Occupational Safety & Health Administration Certification	700
Commercial Driver's License	534
Automotive Service Excellence	364
EPA certification	362
Class A Commercial Drivers License	201
HVAC Certification	155
HAZMAT	154
DOT Medical card	136
National Electrical Code	87

Top Skills for Job Ads

Skills	Ads
Operations	1,290
HVAC	1,062
Hand tools	966
Computer usage (basic)	939
Scheduling	893
Customer service	874
Schematics	815
Power tools	715
Pneumatics	668
Supervision	557

Top Employers with the Most Job Ads

Employer	Ads
Walmart	175
Carvana	128
Rumpke	124
MasTec, Inc.	106
Spectrum	99
Zachrich Trucking, Inc.	97
JLL	82
Cushman & Wakefield	53
Cedar Point	52
Ryder	50
Mavis Discount Tire	50
ABX AIR	49
Afrin Property Solutions LLC	47
Avis Budget Group	44
White Water Express Car Wash	43
Schaeffler Group	39
Love's Travel Stops	39
Sunbelt Rentals	38
Crash Champions LLC	37
Home Depot	36
Valvoline	36
Mavis Tires & Brakes at Discount Prices	33
Service Experts Inc.	32
CertaSite	29
USIC	27
CBRE	26
PENSKE	26
Johnson Controls	26
DISH Network Corporation	25
AIM Transportation Solutions	23

Top Occupations with the Most Job Ads

Occupation	Ads
Maintenance and Repair Workers, General	2,191
Bus and Truck Mechanics and Diesel Engine Specialists	605
First-Line Supervisors of Mechanics, Installers, and Repairers	563
Industrial Machinery Mechanics	453
Telecommunications Equipment Installers and Repairers, Except Line Installers	304
Automotive Service Technicians and Mechanics	276
Heating, Air Conditioning, and Refrigeration Mechanics and Installers	265
Electrical and Electronics Repairers, Powerhouse, Substation, and Relay	205
Automotive Body and Related Repairers	174
Medical Equipment Repairers	108
Cleaners of Vehicles and Equipment	107
Telecommunications Line Installers and Repairers	97
Electrical and Electronics Repairers, Commercial and Industrial Equipment	94
Aircraft Mechanics and Service Technicians	94
Security and Fire Alarm Systems Installers	81
Mobile Heavy Equipment Mechanics, Except Engines	80
Tire Repairers and Changers	69
Electric Motor, Power Tool, and Related Repairers	56
Electrical Power-Line Installers and Repairers	56
Maintenance Workers, Machinery	43
Home Appliance Repairers	35
Installation, Maintenance, and Repair Workers, All Other	28
Control and Valve Installers and Repairers, Except Mechanical Door	20
Avionics Technicians	18
Mechanical Door Repairers	16
Electronic Equipment Installers and Repairers, Motor Vehicles	15
Farm Equipment Mechanics and Service Technicians	14
Outdoor Power Equipment and Other Small Engine Mechanics	12
Computer, Automated Teller, and Office Machine Repairers	10
Electrical and Electronics Installers and Repairers, Transportation Equipment	10

EDITOR'S NOTE: This report is based on data provided by TalentNeuron, a global research and advisory company. Through this partnership, new data sources and improved methodologies are available to better understand occupational demand over time. This reflects a change from the methodology used to produce these reports prior to October 2023.

This information is a snapshot in time and may not represent long-term trends. Any of this data, including historical reports, may vary slightly over time, as minor revisions are continually made to this live database. Some ads may appear in two or more occupation codes and may be counted more than once. This information should be used in conjunction with local labor market information to analyze current occupational demand.

This data has not been seasonally adjusted. Sometimes seasonal adjustment is used to remove fluctuations in unemployment and labor force trends that normally occur with changes in the season. Seasonal variation in employment occurs for natural and institutional reasons, including reduced employment involving outdoor activities during winter, changes in labor force and unemployment levels with opening and closing of schools, and layoffs during the automobile model changeover period. Seasonal variations can also affect the number of online job ads, so over the year it will affect the data in this report.



Department of
Job & Family Services
OhioMeansJobs.com



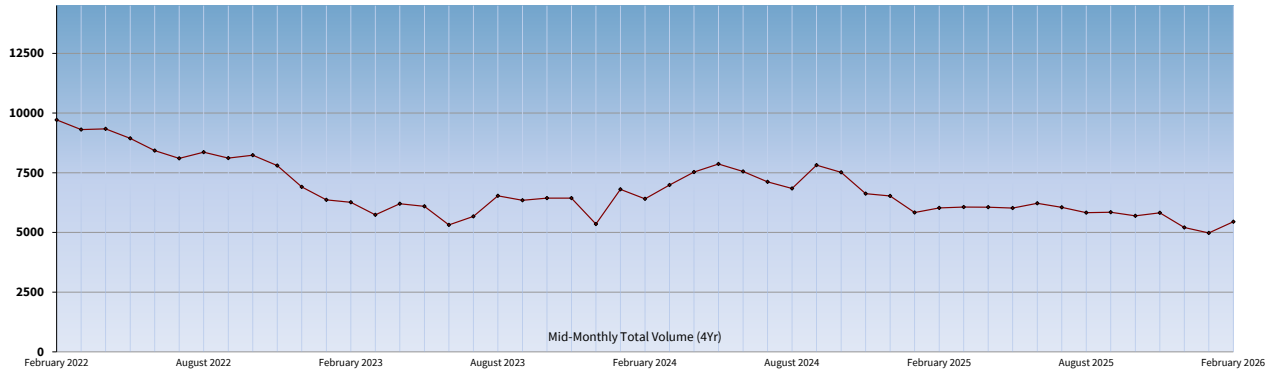
Online Job Postings

Manufacturing/Resources Job Function

January 2026

OhioMeansJobs.com

A total of 5,451 job openings were posted online from January 14, 2026, through February 13, 2026, for the manufacturing/resources job function. The graph below shows historical trends for ads posted over the last several years.



Salary for Job Ads

Salary Range	Ads
Entry Level Jobs (less than \$30K)	1.3%
Middle Income Jobs (\$30K-\$49K)	46.1%
Upper Middle Income Jobs (\$50K-\$79K)	31.6%
High Income Jobs (\$80K-\$99K)	12.6%
Six Figure Jobs (\$100K+)	8.4%

Education for Job Ads

Education Range	Ads
GED/High School	73.9%
Associate Level	8.2%
Bachelor's Degree	17.1%
Master's Degree	0.7%
Doctoral Degree	0.1%

Top Certifications for Job Ads

Certifications	Ads
Occupational Safety & Health Administration Certification	364
Driver's License	318
HAZMAT	84
Security clearance	67
Forklift certification	60
Six Sigma - Black Belt	51
American Institute of Baking	41
First Aid certification	36
National Aerospace and Defense Contractors Accreditation Program	36
Commercial Driver's License	32

Top Skills for Job Ads

Skills	Ads
Operations	1,955
Communication	1,814
Monitoring	1,371
Lifting	1,252
Detail-oriented	1,153
Problem solving	1,117
Mathematics	1,117
Troubleshooting	1,085
Continuous improvement	1,012
Written communications	1,008

Top Employers with the Most Job Ads

Employer	Ads
Sealed Air Corporation	109
Ppg Industries	66
GE Aerospace	58
Parker Hannifin Corp	58
Precision Castparts Corp.	56
STERIS	55
Department of Labor and Economic Opportunity	54
RESILIENCE US INC	49
Kennametal, Inc.	49
STANDARDAERO BUSINESS AVIATION SERVICES LLC	44
WISCONSIN LABEL CORPORATION	40
Packaging Corporation of America (PCA)	38
Airgas Inc.	35
Stanley Black & Decker	34
Rittal Corporation	34
Pro Mechanical Service	33
Tremco	32
Silgan Plastics	32
KOKOSING	32
Banta Global Turnkey	31
Alcoa Inc.	30
L3Harris Technologies	30
Cintas	29
Lincoln Electric Company	29
Schneider Electric	29
Armstrong World Industries	29
The Campbell's Company	28
Meijer	28
Howmet Aerospace	27
Vertiv Inc	27

Top Occupations with the Most Job Ads

Occupation	Ads
First-Line Supervisors of Production and Operating Workers	1,118
Packaging and Filling Machine Operators and Tenders	604
Production Workers, All Other	435
Inspectors, Testers, Sorters, Samplers, and Weighers	397
Industrial Production Managers	372
Machinists	281
Helpers--Production Workers	253
Welders, Cutters, Solderers, and Brazers	230
Computer Numerically Controlled Tool Operators	185
Electrical and Electronic Equipment Assemblers	104
Assemblers and Fabricators, All Other	81
Farmworkers and Laborers, Crop, Nursery, and Greenhouse	78
Electromechanical Equipment Assemblers	77
Printing Press Operators	67
Molding, Coremaking, & Casting Machine Setters, Operators, & Tenders, Metal & Plastic	65
Agricultural Equipment Operators	58
Water and Wastewater Treatment Plant and System Operators	55
Coating, Painting, and Spraying Machine Setters, Operators, and Tenders	54
Team Assemblers	44
Cutting, Punching, & Press Machine Setters, Operators, & Tenders, Metal & Plastic	43
Bakers	40
Mixing and Blending Machine Setters, Operators, and Tenders	40
Butchers and Meat Cutters	39
First-Line Supervisors of Farming, Fishing, and Forestry Workers	36
Engine and Other Machine Assemblers	33
Food Batchmakers	33
Semiconductor Processing Technicians	31
Cleaning, Washing, and Metal Pickling Equipment Operators and Tenders	31
Farmworkers, Farm, Ranch, and Aquacultural Animals	29
Stationary Engineers and Boiler Operators	29

EDITOR'S NOTE: This report is based on data provided by TalentNeuron, a global research and advisory company. Through this partnership, new data sources and improved methodologies are available to better understand occupational demand over time. This reflects a change from the methodology used to produce these reports prior to October 2023.

This information is a snapshot in time and may not represent long-term trends. Any of this data, including historical reports, may vary slightly over time, as minor revisions are continually made to this live database. Some ads may appear in two or more occupation codes and may be counted more than once. This information should be used in conjunction with local labor market information to analyze current occupational demand.

This data has not been seasonally adjusted. Sometimes seasonal adjustment is used to remove fluctuations in unemployment and labor force trends that normally occur with changes in the season. Seasonal variation in employment occurs for natural and institutional reasons, including reduced employment involving outdoor activities during winter, changes in labor force and unemployment levels with opening and closing of schools, and layoffs during the automobile model changeover period. Seasonal variations can also affect the number of online job ads, so over the year it will affect the data in this report.



EDITOR'S NOTE: This report is based on data provided by TalentNeuron, a global research and advisory company. Through this partnership, new data sources and improved methodologies are available to better understand occupational demand over time. This reflects a change from the methodology used to produce these reports prior to October 2023.

This information is a snapshot in time and may not represent long-term trends. Any of this data, including historical reports, may vary slightly over time, as minor revisions are continually made to this live database. Some ads may appear in two or more occupation codes and may be counted more than once. This information should be used in conjunction with local labor market information to analyze current occupational demand.

This data has not been seasonally adjusted. Sometimes seasonal adjustment is used to remove fluctuations in unemployment and labor force trends that normally occur with changes in the season. Seasonal variation in employment occurs for natural and institutional reasons, including reduced employment involving outdoor activities during winter, changes in labor force and unemployment levels with opening and closing of schools, and layoffs during the automobile model changeover period. Seasonal variations can also affect the number of online job ads, so over the year it will affect the data in this report.



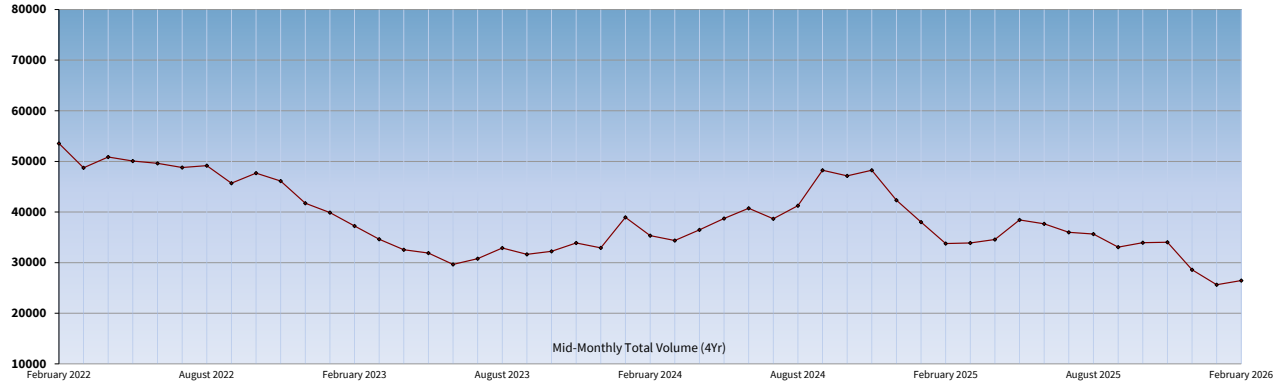
Online Job Postings

Medical/Health Job Function

February 2026

OhioMeansJobs.com

A total of 26,469 job openings were posted online from January 14, 2026, through February 13, 2026, for the medical/health job function. The graph below shows historical trends for ads posted over the last several years.



Salary for Job Ads

Salary Range	Ads
Entry Level Jobs (less than \$30K)	1.5%
Middle Income Jobs (\$30K-\$49K)	21.6%
Upper Middle Income Jobs (\$50K-\$79K)	25.6%
High Income Jobs (\$80K-\$99K)	17.1%
Six Figure Jobs (\$100K+)	34.1%

Education for Job Ads

Education Range	Ads
GED/High School	20.8%
Associate Level	17.9%
Bachelor's Degree	32.2%
Master's Degree	10.2%
Doctoral Degree	19.0%

Top Certifications for Job Ads

Certifications	Ads
Basic Life Support	5,985
Certified Registered Nurse	5,071
Certification in Cardiopulmonary Resuscitation	3,176
Driver's License	2,460
Advanced Cardiac Life Support	2,168
Board Certified	1,955
Licensed Practical Nurse	1,622
Pediatric Advanced Life Support	1,141
Board Eligible	735
American Registry of Radiologic Technologists	697

Top Skills for Job Ads

Skills	Ads
Customer service	3,845
Care plans	3,782
Scheduling	3,776
Life support	3,584
Operations	3,539
Supervision	3,479
Cardiopulmonary resuscitation	3,189
Electronic medical records	2,675
Diversity, Equity, and Inclusion Frameworks	2,574
Code of Conduct	2,111

Top Employers with the Most Job Ads

Employer	Ads
Cleveland Clinic	1,836
University Hospitals	1,830
MERCY HEALTH	1,261
CHILDREN'S HOSPITAL MEDICAL CENTER	791
Walgreens	614
Bon Secours Health System	579
Ohio State University Wexner Medical Center	494
CVS Health	475
Ohiohealth	430
Akron Children's Hospital	412
Trilogy Management Services Ltd.	371
Akron Children's	358
Trilogy Health Services	308
LHC Group	291
Veterans Health Administration	290
Optum	276
Blanchard Valley Health System	256
Aultman Health Foundation	211
METRO HEALTH	204
Promedica	198
Kroger	189
University of Toledo	180
CrossMed Healthcare	172
Fresenius	167
Cynet Health	164
East Liverpool City Hospital	158
Trinity Health	152
ResCare	149
UC Health	148
Walmart	146

Top Occupations with the Most Job Ads

Occupation	Ads
Registered Nurses	5,323
Nursing Assistants	1,229
Physicians, All Other	1,131
Pharmacy Technicians	1,104
Medical Assistants	1,095
Licensed Practical and Licensed Vocational Nurses	1,075
Pharmacists	1,038
Personal Care Aides	931
Medical and Health Services Managers	903
Nurse Practitioners	844
Medical Secretaries and Administrative Assistants	771
Physical Therapists	659
Radiologic Technologists and Technicians	647
Speech-Language Pathologists	510
Family Medicine Physicians	494
Respiratory Therapists	431
Occupational Therapists	406
Mental Health and Substance Abuse Social Workers	348
Phlebotomists	329
Occupational Health and Safety Specialists	313
Obstetricians and Gynecologists	272
Psychiatrists	261
Physician Assistants	249
Home Health Aides	247
Surgical Technologists	223
Medical Equipment Preparers	217
General Internal Medicine Physicians	211
Medical Records Specialists	206
Medical and Clinical Laboratory Technicians	198
Healthcare Support Workers, All Other	198

EDITOR'S NOTE: This report is based on data provided by TalentNeuron, a global research and advisory company. Through this partnership, new data sources and improved methodologies are available to better understand occupational demand over time. This reflects a change from the methodology used to produce these reports prior to October 2023.

This information is a snapshot in time and may not represent long-term trends. Any of this data, including historical reports, may vary slightly over time, as minor revisions are continually made to this live database. Some ads may appear in two or more occupation codes and may be counted more than once. This information should be used in conjunction with local labor market information to analyze current occupational demand.

This data has not been seasonally adjusted. Sometimes seasonal adjustment is used to remove fluctuations in unemployment and labor force trends that normally occur with changes in the season. Seasonal variation in employment occurs for natural and institutional reasons, including reduced employment involving outdoor activities during winter, changes in labor force and unemployment levels with opening and closing of schools, and layoffs during the automobile model changeover period. Seasonal variations can also affect the number of online job ads, so over the year it will affect the data in this report.



Department of
Job & Family Services
OhioMeansJobs.com



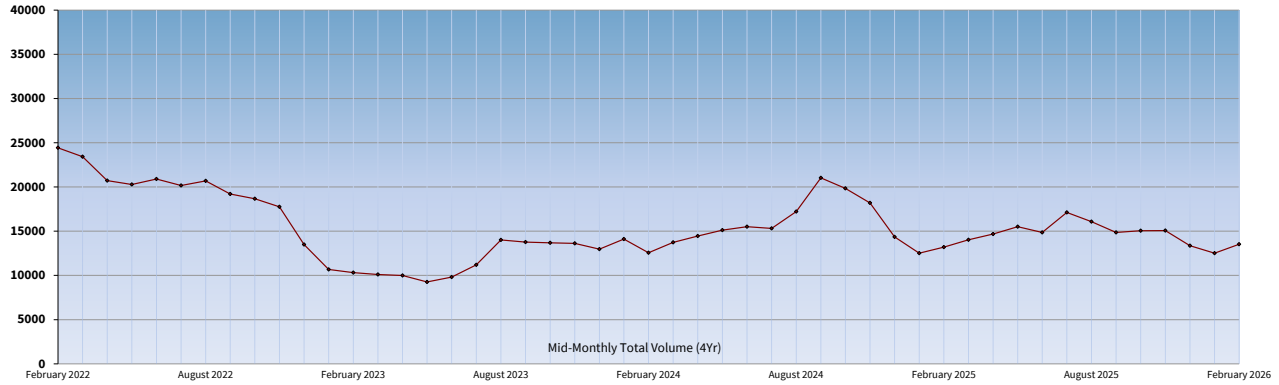
Online Job Postings

Operations/Logistics Job Function

February 2026

OhioMeansJobs.com

A total of 13,527 job openings were posted online from January 14, 2026, through February 13, 2026, for the operations/logistics job function. The graph below shows historical trends for ads posted over the last several years.



Salary for Job Ads

Salary Range	Ads
Entry Level Jobs (less than \$30K)	1.1%
Middle Income Jobs (\$30K-\$49K)	34.3%
Upper Middle Income Jobs (\$50K-\$79K)	44.9%
High Income Jobs (\$80K-\$99K)	12.7%
Six Figure Jobs (\$100K+)	7.0%

Education for Job Ads

Education Range	Ads
GED/High School	33.7%
Associate Level	53.5%
Bachelor's Degree	12.6%
Master's Degree	0.2%
Doctoral Degree	0.0%

Top Certifications for Job Ads

Certifications	Ads
Commercial Driver's License	8,319
Class A Commercial Drivers License	6,662
Driver's License	3,032
HAZMAT	1,342
DOT Medical card	1,169
Tanker and Hazmat Endorsement	560
Class B Commercial Driver's License	557
Occupational Safety & Health Administration Certification	273
International Federation of Technical Analysts	160
Security clearance	154

Top Skills for Job Ads

Skills	Ads
Tractor-trailers	2,207
Customer service	1,867
Operations	1,690
Dispatch	1,653
Scheduling	1,049
Forklifts	996
OTR Driving Experience	815
Supply chain	807
Diversity, Equity, and Inclusion Frameworks	641
Mathematics	612

Top Employers with the Most Job Ads

Employer	Ads
Western Express	497
Driveline Solutions	379
MOVING SOLUTIONS	343
CRETE CARRIER CORPORATION	298
Riverside Transport, Inc	201
Ryder	193
Truck One	189
HOGAN TRUCK LEASING	177
Schneider National	175
McLane Company	173
Domino's Pizza	171
FedEx Express	144
Rumpke	142
DoorDash	138
Marten Transport	138
Forward Corporation	135
Store and Haul Trucking	112
PENSKE	111
MNH Truck Leasing	111
U.S. Xpress	109
AIM Transportation Solutions	105
Grammer Logistics	103
American Driver	101
US Foods	101
BobCat Transport	92
AFIMAC	92
Fastenal	83
Zachrich Trucking, Inc.	79
Walmart	77
TA Dedicated Inc.	77

Top Occupations with the Most Job Ads

Occupation	Ads
Heavy and Tractor-Trailer Truck Drivers	7,811
Light Truck Drivers	942
Driver/Sales Workers	856
Logisticians	741
Laborers and Freight, Stock, and Material Movers, Hand	731
First-Line Supervisors of Material-Moving Machine and Vehicle Operators	394
Bus Drivers, School	366
Purchasing Agents, Except Wholesale, Retail, and Farm Products	349
Industrial Truck and Tractor Operators	305
Purchasing Managers	129
Operations Research Analysts	123
Transportation, Storage, and Distribution Managers	112
Refuse and Recyclable Material Collectors	89
Shuttle Drivers and Chauffeurs	76
Packers and Packagers, Hand	63
Transportation Inspectors	58
Parking Attendants	35
Bus Drivers, Transit and Intercity	24
Transportation Security Screeners	22
Automotive and Watercraft Service Attendants	22
Air Crew Members	22
Wholesale and Retail Buyers, Except Farm Products	21
First-Line Supervisors of Helpers, Laborers, and Material Movers, Hand	19
Commercial Pilots	19
Couriers and Messengers	18
Aircraft Service Attendants	17
Postmasters and Mail Superintendents	15
Emergency Management Directors	15
Cargo and Freight Agents	15
Procurement Clerks	14

EDITOR'S NOTE: This report is based on data provided by TalentNeuron, a global research and advisory company. Through this partnership, new data sources and improved methodologies are available to better understand occupational demand over time. This reflects a change from the methodology used to produce these reports prior to October 2023.

This information is a snapshot in time and may not represent long-term trends. Any of this data, including historical reports, may vary slightly over time, as minor revisions are continually made to this live database. Some ads may appear in two or more occupation codes and may be counted more than once. This information should be used in conjunction with local labor market information to analyze current occupational demand.

This data has not been seasonally adjusted. Sometimes seasonal adjustment is used to remove fluctuations in unemployment and labor force trends that normally occur with changes in the season. Seasonal variation in employment occurs for natural and institutional reasons, including reduced employment involving outdoor activities during winter, changes in labor force and unemployment levels with opening and closing of schools, and layoffs during the automobile model changeover period. Seasonal variations can also affect the number of online job ads, so over the year it will affect the data in this report.



**Department of
Job & Family Services**
OhioMeansJobs.com



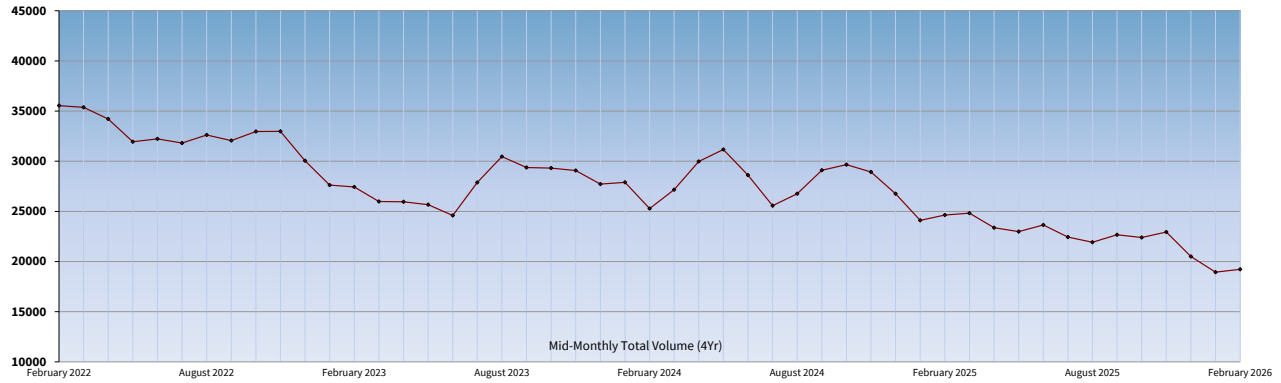
Online Job Postings

Sales/Business Development Job Functions

February 2026

OhioMeansJobs.com

A total of 19,227 job openings were posted online from January 14, 2026, through February 13, 2026, for the sales/business development job function. The graph below shows historical trends for ads posted over the last several years.



Salary for Job Ads

Salary Range	Ads
Entry Level Jobs (less than \$30K)	18.2%
Middle Income Jobs (\$30K-\$49K)	27.9%
Upper Middle Income Jobs (\$50K-\$79K)	27.9%
High Income Jobs (\$80K-\$99K)	11.5%
Six Figure Jobs (\$100K+)	14.5%

Education for Job Ads

Education Range	Ads
GED/High School	66.7%
Associate Level	2.7%
Bachelor's Degree	30.0%
Master's Degree	0.3%
Doctoral Degree	0.3%

Top Certifications for Job Ads

Certifications	Ads
Driver's License	2,481
Automotive Service Excellence	146
State insurance license	123
Insurance License	101
First Aid certification	79
HAZMAT	74
Occupational Safety & Health Administration Certification	59
Esthetician and Cosmetology License	56
Nationwide Mortgage Licensing System	35
DOT Medical card	30

Top Skills for Job Ads

Skills	Ads
Customer service	10,359
Customer experience	4,017
Sales experience / ability	3,770
Operations	3,744
Scheduling	3,210
Merchandising	3,079
Diversity, Equity, and Inclusion Frameworks	2,650
Cash registers	2,602
Mathematics	2,511
Supervision	2,453

Top Employers with the Most Job Ads

Employer	Ads
The Dollar General	959
Walmart	909
Kroger	626
Emergent Financial Group	540
Dollar Tree Stores, Inc.	407
Lowe's	360
Spectrum	351
Walgreens	351
Home Depot	329
Meijer	302
T.JX Companies	296
AutoZone, Inc	243
Sally Beauty	204
Macy's	176
ULTA	163
Bath & Body Works	152
Sherwin-Williams	146
Advance Auto Parts, Inc.	140
T.j. Maxx	137
Securitas	136
Goodwill Industries	127
Gordon Food Service	127
CVS Health	124
Abercrombie & Fitch	121
T-Mobile	103
O'Reilly Auto Parts	99
Petco	99
COSMOPROF	97
Kohl's Corporation	92
Cellco Partnership	85

Top Occupations with the Most Job Ads

Occupation	Ads
First-Line Supervisors of Retail Sales Workers	4,072
Retail Salespersons	3,788
Cashiers	2,247
Customer Service Representatives	1,906
Sales Managers	1,229
Sales Representatives of Services, Except Advertising, Insurance, Financial Services, and Tr	1,184
Sales Representatives, Wholesale and Manufacturing, Technical and Scientific Products	1,140
Insurance Sales Agents	860
Sales Engineers	726
Demonstrators and Product Promoters	459
Sales Representatives, Wholesale and Manufacturing, Except Technical and Scientific Prod	439
Parts Salespersons	338
First-Line Supervisors of Non-Retail Sales Workers	309
Health Technologists and Technicians, All Other	190
Telemarketers	96
Advertising Sales Agents	79
Real Estate Sales Agents	78
Counter and Rental Clerks	43
Door-to-Door Sales Workers, News and Street Vendors, and Related Workers	21
Sales and Related Workers, All Other	13
Agents and Business Managers of Artists, Performers, and Athletes	6
Real Estate Brokers	4

EDITOR'S NOTE: This report is based on data provided by TalentNeuron, a global research and advisory company. Through this partnership, new data sources and improved methodologies are available to better understand occupational demand over time. This reflects a change from the methodology used to produce these reports prior to October 2023.

This information is a snapshot in time and may not represent long-term trends. Any of this data, including historical reports, may vary slightly over time, as minor revisions are continually made to this live database. Some ads may appear in two or more occupation codes and may be counted more than once. This information should be used in conjunction with local labor market information to analyze current occupational demand.

This data has not been seasonally adjusted. Sometimes seasonal adjustment is used to remove fluctuations in unemployment and labor force trends that normally occur with changes in the season. Seasonal variation in employment occurs for natural and institutional reasons, including reduced employment involving outdoor activities during winter, changes in labor force and unemployment levels with opening and closing of schools, and layoffs during the automobile model changeover period. Seasonal variations can also affect the number of online job ads, so over the year it will affect the data in this report.



**Department of
Job & Family Services**
OhioMeansJobs.com



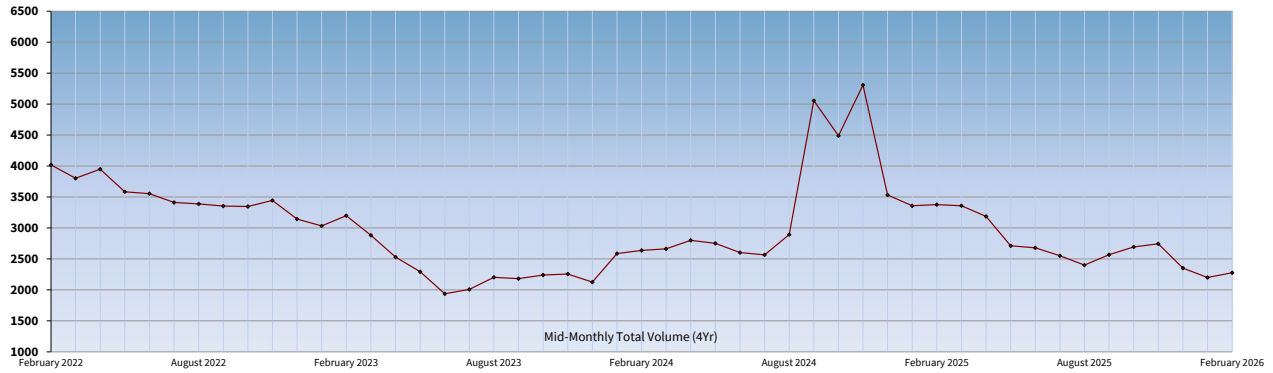
Online Job Postings

Science/R&D Job Function

February 2026

OhioMeansJobs.com

A total of 2,277 job openings were posted online from January 14, 2026, through February 13, 2026, for the science/research development job function. The graph below shows historical trends for ads posted over the last several years.



Salary for Job Ads

Salary Range	Ads
Entry Level Jobs (less than \$30K)	0.1%
Middle Income Jobs (\$30K-\$49K)	8.9%
Upper Middle Income Jobs (\$50K-\$79K)	49.3%
High Income Jobs (\$80K-\$99K)	17.5%
Six Figure Jobs (\$100K+)	24.2%

Education for Job Ads

Education Range	Ads
GED/High School	9.7%
Associate Level	10.1%
Bachelor's Degree	69.8%
Master's Degree	5.5%
Doctoral Degree	5.0%

Top Certifications for Job Ads

Certifications	Ads
Driver's License	307
Occupational Safety & Health Administration Certification	171
HAZMAT	79
Security clearance	76
Good Laboratory Practices certifications	63
Good Clinical Practice	50
Secret security clearance	44
Top Secret Sensitive Compartmented Information	34
Hazardous Waste Operations and Emergency Response	33
American Society for Testing and Materials	33

Top Skills for Job Ads

Skills	Ads
Operations	535
Diversity, Equity, and Inclusion Frameworks	391
Chemistry	351
Microsoft Office	320
Mathematics	296
Databases	294
Scheduling	278
Biology	274
Continuous improvement	274
Data collection	266

Top Employers with the Most Job Ads

Employer	Ads
medpace	82
Ohio State University Wexner Medical Center	82
Cleveland Clinic	34
Charles River Laboratories	34
CHILDREN'S HOSPITAL MEDICAL CENTER	33
University of Cincinnati	28
OHIO State University	25
University Hospitals	25
Battelle Memorial Institute	23
KeyBank	22
Terracon	22
University of Toledo	22
Oracle	21
Ppg Industries	20
Safety-Kleen	20
Leidos	19
ACRT, Inc.	19
Clean Harbors, Inc.	19
The J.M. Smucker Company	17
RESILIENCE US INC	17
HIM	16
STERIS	15
Sherwin-Williams	15
Nationwide Children's Hospital	15
AtriCure, Inc.	14
PharmaForce, Inc.	13
Thermo Fisher Scientific	13
Syneos Health	13
Forge Biologics	13
Resilience	12

Top Occupations with the Most Job Ads

Occupation	Ads
Natural Sciences Managers	321
Life, Physical, and Social Science Technicians, All Other	286
Compliance Officers	268
Data Scientists	254
Environmental Science and Protection Technicians, Including Health	222
Biological Technicians	205
Statisticians	145
Chemists	88
Chemical Technicians	83
Computer and Information Research Scientists	51
Agricultural Technicians	36
Forest and Conservation Technicians	36
Environmental Scientists and Specialists, Including Health	35
Mathematical Science Occupations, All Other	24
Food Scientists and Technologists	24
Biological Scientists, All Other	22
Geoscientists, Except Hydrologists and Geographers	17
Zoologists and Wildlife Biologists	16
Conservation Scientists	15
Physicists	12
Materials Scientists	12
Social Science Research Assistants	12
Forensic Science Technicians	11
Microbiologists	10
Physical Scientists, All Other	10
Geological Technicians, Except Hydrologic Technicians	9
Food Science Technicians	8
Soil and Plant Scientists	7
Mathematicians	5
Nuclear Technicians	5

EDITOR'S NOTE: This report is based on data provided by TalentNeuron, a global research and advisory company. Through this partnership, new data sources and improved methodologies are available to better understand occupational demand over time. This reflects a change from the methodology used to produce these reports prior to October 2023.

This information is a snapshot in time and may not represent long-term trends. Any of this data, including historical reports, may vary slightly over time, as minor revisions are continually made to this live database. Some ads may appear in two or more occupation codes and may be counted more than once. This information should be used in conjunction with local labor market information to analyze current occupational demand.

This data has not been seasonally adjusted. Sometimes seasonal adjustment is used to remove fluctuations in unemployment and labor force trends that normally occur with changes in the season. Seasonal variation in employment occurs for natural and institutional reasons, including reduced employment involving outdoor activities during winter, changes in labor force and unemployment levels with opening and closing of schools, and layoffs during the automobile model changeover period. Seasonal variations can also affect the number of online job ads, so over the year it will affect the data in this report.





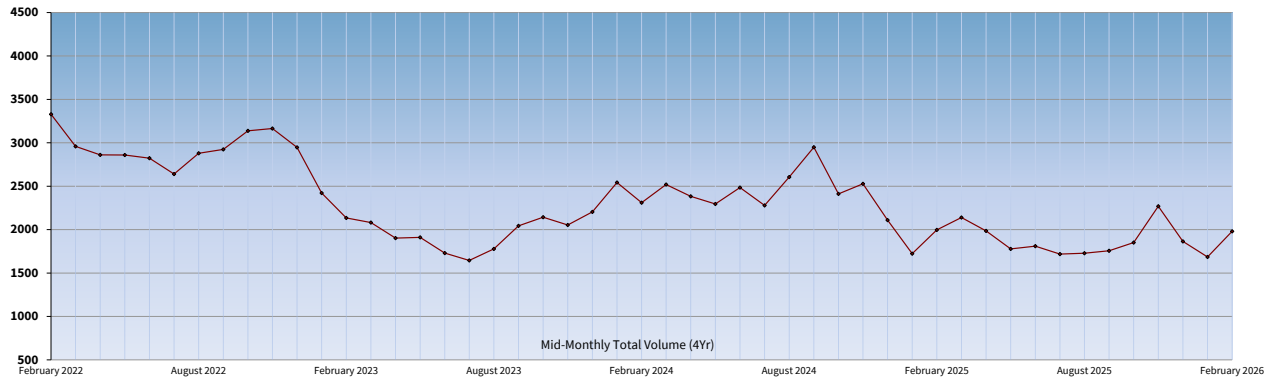
Online Job Postings

Security Job Functions

February 2026

OhioMeansJobs.com

A total of 1,981 job openings were posted online from January 14, 2026, through February 13, 2026, for the security job function. The graph below shows historical trends for ads posted over the last several years.



Salary for Job Ads

Salary Range	Ads
Entry Level Jobs (less than \$30K)	2.8%
Middle Income Jobs (\$30K-\$49K)	66.7%
Upper Middle Income Jobs (\$50K-\$79K)	20.1%
High Income Jobs (\$80K-\$99K)	5.8%
Six Figure Jobs (\$100K+)	4.6%

Education for Job Ads

Education Range	Ads
GED/High School	79.7%
Associate Level	5.9%
Bachelor's Degree	13.4%
Master's Degree	0.7%
Doctoral Degree	0.4%

Top Certifications for Job Ads

Certifications	Ads
Driver's License	1,053
First Aid certification	236
Security clearance	65
Secret security clearance	57
Top Secret Sensitive Compartmented Information	53
SCI clearance	52
HAZMAT	45
Top secret security clearance	29
NICET Certification	29
Occupational Safety & Health Administration Certification	25

Top Skills for Job Ads

Skills	Ads
Customer service	1,083
Emergency procedures	707
Scheduling	524
Access Control	392
Operations	340
Law enforcement	338
Computer usage (basic)	236
Surveillance	227
First aid	223
Supervision	207

Top Employers with the Most Job Ads

Employer	Ads
Allied Universal	749
Securitas	65
Home Depot	54
Walmart	47
Macy's	41
Meijer	19
Inter-con Security Systems	17
City of Cincinnati	16
TJX Companies	16
Ymca	16
Booz Allen Hamilton	14
COREMAIN	14
Summit Fire and Security LLC	12
Metro One Loss Prevention Services	11
Ross Stores	11
Target Corporation	10
CertaSite	10
CHILDREN'S HOSPITAL MEDICAL CENTER	9
T.j. Maxx	9
Kohl's Corporation	9
Cedar Point	9
University Hospitals	9
Ohio State University Wexner Medical Center	9
Apogee Engineering, LLC	8
Cleveland Clinic	8
Akron Children's Hospital	8
PER MAR SECURITY	8
City Of Westerville	8
UC Health	8
Delaware County	8

Top Occupations with the Most Job Ads

Occupation	Ads
Security Guards	839
Detectives and Criminal Investigators	120
Protective Service Workers, All Other	110
Police and Sheriff's Patrol Officers	108
Lifeguards, Ski Patrol, and Other Recreational Protective Service Workers	85
First-Line Supervisors of Protective Service Workers, All Other	78
Dispatchers, Except Police, Fire, and Ambulance	50
Private Detectives and Investigators	42
Fire Inspectors and Investigators	40
Correctional Officers and Jailers	36
First-Line Supervisors of Security Workers	30
Firefighters	30
Public Safety Telecommunicators	29
School Bus Monitors	23
Crossing Guards and Flaggers	13
First-Line Supervisors of Firefighting and Prevention Workers	11
Transit and Railroad Police	10
Military Officer Special and Tactical Operations Leaders, All Other	7
First-Line Supervisors of Police and Detectives	5
Parking Enforcement Workers	5
Artillery and Missile Officers	4
First-Line Supervisors of Correctional Officers	2
Bailiffs	2
Command and Control Center Specialists	2
Gambling Surveillance Officers and Gambling Investigators	1
Military Enlisted Tactical Operations and Air/Weapons Specialists and Crew Members, All O	1

EDITOR'S NOTE: This report is based on data provided by TalentNeuron, a global research and advisory company. Through this partnership, new data sources and improved methodologies are available to better understand occupational demand over time. This reflects a change from the methodology used to produce these reports prior to October 2023.

This information is a snapshot in time and may not represent long-term trends. Any of this data, including historical reports, may vary slightly over time, as minor revisions are continually made to this live database. Some ads may appear in two or more occupation codes and may be counted more than once. This information should be used in conjunction with local labor market information to analyze current occupational demand.

This data has not been seasonally adjusted. Sometimes seasonal adjustment is used to remove fluctuations in unemployment and labor force trends that normally occur with changes in the season. Seasonal variation in employment occurs for natural and institutional reasons, including reduced employment involving outdoor activities during winter, changes in labor force and unemployment levels with opening and closing of schools, and layoffs during the automobile model changeover period. Seasonal variations can also affect the number of online job ads, so over the year it will affect the data in this report.



**Department of
Job & Family Services**
OhioMeansJobs.com



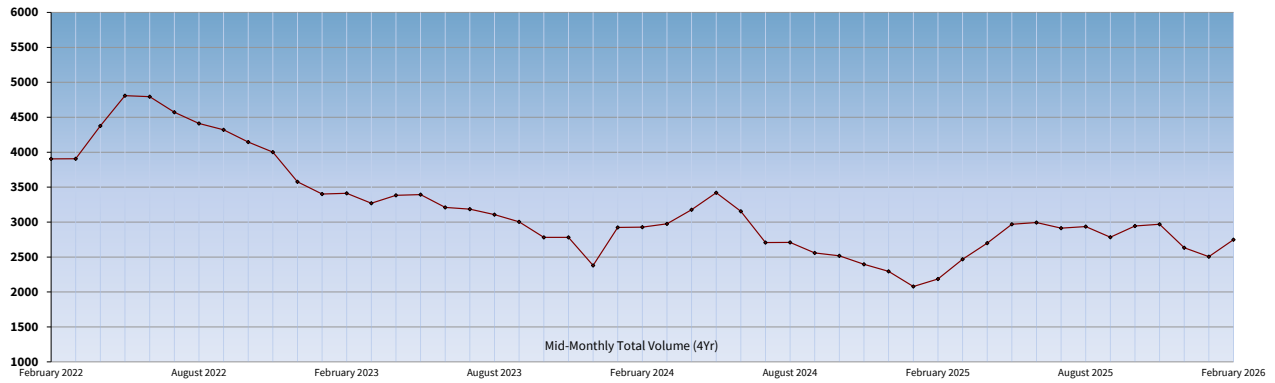
Online Job Postings

Social Services Job Function

February 2026

OhioMeansJobs.com

A total of 2,749 job openings were posted online from January 14, 2026, through February 13, 2026, for the social services job function. The graph below shows historical trends for ads posted over the last several years.



Salary for Job Ads

Salary Range	Ads
Entry Level Jobs (less than \$30K)	1.0%
Middle Income Jobs (\$30K-\$49K)	37.0%
Upper Middle Income Jobs (\$50K-\$79K)	49.9%
High Income Jobs (\$80K-\$99K)	8.5%
Six Figure Jobs (\$100K+)	3.6%

Education for Job Ads

Education Range	Ads
GED/High School	29.2%
Associate Level	3.9%
Bachelor's Degree	48.2%
Master's Degree	18.2%
Doctoral Degree	0.5%

Top Certifications for Job Ads

Certifications	Ads
Driver's License	917
Licensed Social Worker	204
First Aid certification	140
Licensed Master Social Worker	117
Licensed Professional Clinical Counselor	77
Licensed Clinical Social Worker	42
Community Health Worker Certification	25
Licensed Professional Counselor	23
Crisis Prevention Institution	22
Certified Case Manager	19

Top Skills for Job Ads

Skills	Ads
Counseling	667
Supervision	625
Social work	609
Case management	464
Scheduling	433
Intervening	363
Customer service	356
Microsoft Office	346
Time management	332
Teaching	323

Top Employers with the Most Job Ads

Employer	Ads
Bowling Green State University	143
Sevita	123
Quality Moments Behavioral Health	82
CHILDREN'S HOSPITAL MEDICAL CENTER	57
University of Cincinnati	49
BrightSpring Health Services	47
CareSource	44
ResCare	44
University Hospitals	43
Ohio State University Wexner Medical Center	40
Trilogy Management Services Ltd.	39
Crossroads Hospice and Palliative Care	36
ViaQuest, Inc.	36
Veterans Health Administration	35
Molina Healthcare Inc.	34
Finni Health (YC W23)	30
ALVIS, Inc.	28
Cleveland Clinic	27
FAMILY & COMMUNITY SERVICES, INC.	27
Bellefaire JCB	27
Young Mens Christian Association	23
National Church Residences	23
The Regus Group	21
Dynamic Educational Systems, Inc.	21
Ymca	21
Gcbhs	19
Elevance Health	19
Trilogy Health Services	17
Coleman Professional Services	17
Southern New Hampshire University	16

Top Occupations with the Most Job Ads

Occupation	Ads
Social and Human Service Assistants	1,020
Educational, Guidance, and Career Counselors and Advisors	533
Healthcare Social Workers	500
Community and Social Service Specialists, All Other	245
Child, Family, and School Social Workers	123
Social and Community Service Managers	76
Substance Abuse and Behavioral Disorder Counselors	54
Directors, Religious Activities and Education	53
Community Health Workers	48
Probation Officers and Correctional Treatment Specialists	40
Clergy	40
Social Workers, All Other	11
Counselors, All Other	6

EDITOR'S NOTE: This report is based on data provided by TalentNeuron, a global research and advisory company. Through this partnership, new data sources and improved methodologies are available to better understand occupational demand over time. This reflects a change from the methodology used to produce these reports prior to October 2023.

This information is a snapshot in time and may not represent long-term trends. Any of this data, including historical reports, may vary slightly over time, as minor revisions are continually made to this live database. Some ads may appear in two or more occupation codes and may be counted more than once. This information should be used in conjunction with local labor market information to analyze current occupational demand.

This data has not been seasonally adjusted. Sometimes seasonal adjustment is used to remove fluctuations in unemployment and labor force trends that normally occur with changes in the season. Seasonal variation in employment occurs for natural and institutional reasons, including reduced employment involving outdoor activities during winter, changes in labor force and unemployment levels with opening and closing of schools, and layoffs during the automobile model changeover period. Seasonal variations can also affect the number of online job ads, so over the year it will affect the data in this report.



**Department of
Job & Family Services**
OhioMeansJobs.com.