



Online Job Postings Occupational Job Functions

View a report of online job posting trends for each of the job functions listed below. A job function is a grouping of related occupations. These monthly reports contain the top occupations and employers advertised online through OhioMeansJobs.com. For each job function, learn the base salary, educational requirements, top certifications, and skills employers are seeking. A listing of the occupations within each job function is also available at [Related Occupations with Descriptions](#).

Select a job function below.

| | | | |
|----------------------------|----------------------------|--------------------|-----------------------------------|
| Administration/Clerical | Creative/Talent | Education/Training | Engineering/ Quality Assurance |
| Executive Management | Facilities/Construction | Finance/Accounting | Hospitality/Services |
| Human Resources | Information/Technology | Legal | Maintenance/Repair |
| Manufacturing/Resources | Marketing/Public Relations | Medical/Health | Operations/Logistics |
| Sales/Business Development | Science/R&D | Security | Social Services |

The job function reports are created through data provided by TalentNeuron™. In addition to these reports, each month OhioMeansJobs.com provides reports on job postings trends for Ohio and the JobsOhio network regions. These reports are readily available for businesses, career service professionals and schools.

Please refer questions or requests to: ContactLMI@jfs.ohio.gov.



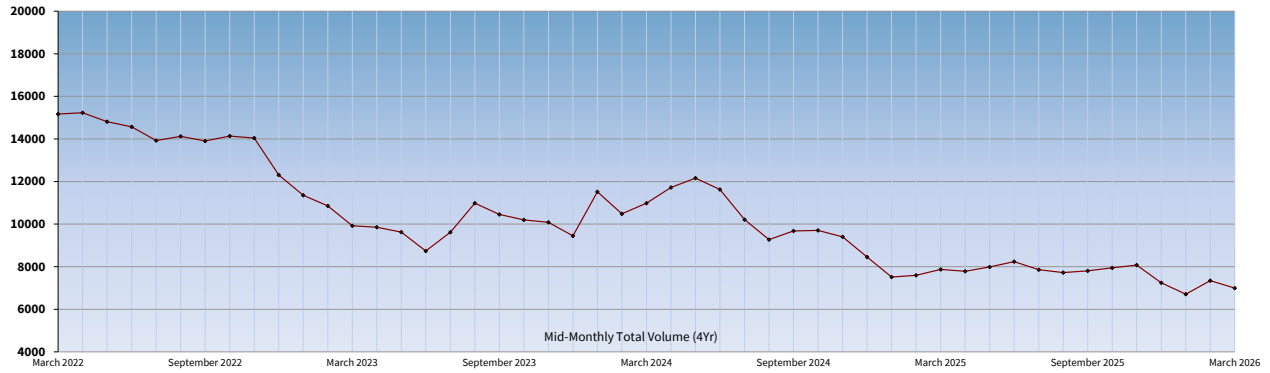
Online Job Postings

Administration/Clerical Job Function

March 2026

OhioMeansJobs.com

A total of 6,991 job openings were posted online from February 14, 2026, through March 13, 2026, for the administration/clerical job function. The graph below shows historical trends for ads posted over the last several years.



Salary for Job Ads

| Salary Range | Ads |
|--|-------|
| Entry Level Jobs (less than \$30K) | 2.5% |
| Middle Income Jobs (\$30K-\$49K) | 60.3% |
| Upper Middle Income Jobs (\$50K-\$79K) | 26.1% |
| High Income Jobs (\$80K-\$99K) | 6.0% |
| Six Figure Jobs (\$100K+) | 5.1% |

Education for Job Ads

| Education Range | Ads |
|-------------------|-------|
| GED/High School | 66.6% |
| Associate Level | 6.9% |
| Bachelor's Degree | 25.4% |
| Master's Degree | 0.9% |
| Doctoral Degree | 0.2% |

Top Certifications for Job Ads

| Certifications | Ads |
|---|-----|
| Driver's License | 793 |
| HAZMAT | 179 |
| Occupational Safety & Health Administration Certification | 157 |
| Security clearance | 140 |
| Financial Industry Regulatory Authority | 116 |
| Forklift certification | 109 |
| Secret security clearance | 97 |
| Nationwide Mortgage Licensing System | 68 |
| First Aid certification | 56 |
| Top Secret Sensitive Compartmented Information | 45 |

Top Skills for Job Ads

| Skills | Ads |
|------------------------|-------|
| Customer service | 2,874 |
| Operations | 2,115 |
| Scheduling | 1,613 |
| Microsoft Office | 1,365 |
| Forklifts | 1,134 |
| Shipping | 1,056 |
| Computer usage (basic) | 1,001 |
| Microsoft Excel | 930 |
| Mathematics | 823 |
| Microsoft Word | 809 |

Top Employers with the Most Job Ads

| Employer | Ads |
|----------------------------|-----|
| Walmart | 334 |
| Kroger | 204 |
| Lowe's | 167 |
| DSV | 120 |
| KeyBank | 111 |
| PNC Financial Services | 111 |
| Chipotle Mexican Grill | 111 |
| Meijer | 109 |
| Woodforest National Bank | 66 |
| University Hospitals | 64 |
| Banta Global Turnkey | 61 |
| Cedar Point | 60 |
| Fastenal | 51 |
| TJX Companies | 49 |
| CCBCC | 46 |
| Peoples Bancorp Inc | 45 |
| PENSKE | 43 |
| Ryder | 43 |
| Coca-Cola | 41 |
| RETAILDATA | 40 |
| Farmers National Bankj | 38 |
| Fifth Third Bank | 36 |
| ThyssenKrupp AG | 36 |
| HD Supply | 33 |
| Chico's | 30 |
| The Scotts Company | 30 |
| Whole Foods Market | 30 |
| Cardinal Health | 30 |
| KPMG | 29 |
| Coca-Cola Bottling Company | 29 |

Top Occupations with the Most Job Ads

| Occupation | Ads |
|--|-------|
| Stockers and Order Fillers | 2,398 |
| Shipping, Receiving, and Inventory Clerks | 580 |
| First-Line Supervisors of Office and Administrative Support Workers | 505 |
| Business Operations Specialists, All Other | 430 |
| Bookkeeping, Accounting, and Auditing Clerks | 429 |
| Secretaries and Admin Assistants, Except Legal, Medical, and Executive | 429 |
| Tellers | 411 |
| Office Clerks, General | 344 |
| Executive Secretaries and Executive Administrative Assistants | 333 |
| Production, Planning, and Expediting Clerks | 193 |
| New Accounts Clerks | 166 |
| Facilities Managers | 131 |
| Receptionists and Information Clerks | 121 |
| Billing and Posting Clerks | 118 |
| Bill and Account Collectors | 95 |
| Order Clerks | 58 |
| Office and Administrative Support Workers, All Other | 29 |
| Court, Municipal, and License Clerks | 25 |
| Information and Record Clerks, All Other | 24 |
| Data Entry Keyers | 24 |
| Administrative Services Managers | 18 |
| Urban and Regional Planners | 18 |
| Interviewers, Except Eligibility and Loan | 14 |
| Library Assistants, Clerical | 14 |
| Eligibility Interviewers, Government Programs | 13 |
| Mail Clerks and Mail Machine Operators, Except Postal Service | 12 |
| Weighers, Measurers, Checkers, and Samplers, Recordkeeping | 11 |
| Credit Authorizers, Checkers, and Clerks | 10 |
| Compliance Officers | 7 |
| Correspondence Clerks | 5 |

EDITOR'S NOTE: This report is based on data provided by TalentNeuron, a global research and advisory company. Through this partnership, new data sources and improved methodologies are available to better understand occupational demand over time. This reflects a change from the methodology used to produce these reports prior to October 2023.

This information is a snapshot in time and may not represent long-term trends. Any of this data, including historical reports, may vary slightly over time, as minor revisions are continually made to this live database. Some ads may appear in two or more occupation codes and may be counted more than once. This information should be used in conjunction with local labor market information to analyze current occupational demand.

This data has not been seasonally adjusted. Sometimes seasonal adjustment is used to remove fluctuations in unemployment and labor force trends that normally occur with changes in the season. Seasonal variation in employment occurs for natural and institutional reasons, including reduced employment involving outdoor activities during winter, changes in labor force and unemployment levels with opening and closing of schools, and layoffs during the automobile model changeover period. Seasonal variations can also affect the number of online job ads, so over the year it will affect the data in this report.



**Department of
Job & Family Services**
OhioMeansJobs.com

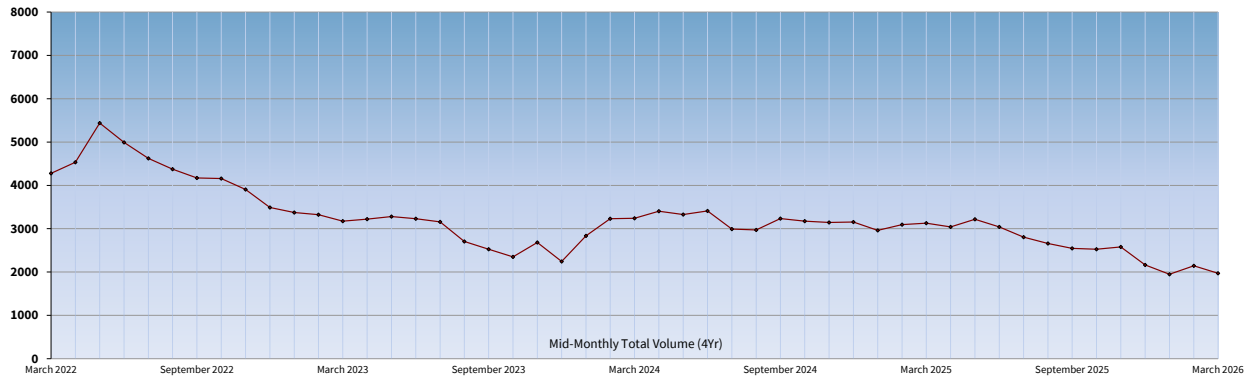


Online Job Postings Creative/Talent Job Function

March 2026

OhioMeansJobs.com

A total of 1,973 job openings were posted online from February 14, 2026, through March 13, 2026, for the creative/talent job function. The graph below shows historical trends for ads posted over the last several years.



Salary for Job Ads

| Salary Range | Ads |
|--|-------|
| Entry Level Jobs (less than \$30K) | 2.7% |
| Middle Income Jobs (\$30K-\$49K) | 19.4% |
| Upper Middle Income Jobs (\$50K-\$79K) | 66.5% |
| High Income Jobs (\$80K-\$99K) | 7.0% |
| Six Figure Jobs (\$100K+) | 4.4% |

Education for Job Ads

| Education Range | Ads |
|-------------------|-------|
| GED/High School | 36.6% |
| Associate Level | 4.1% |
| Bachelor's Degree | 59.1% |
| Master's Degree | 0.2% |
| Doctoral Degree | 0.1% |

Top Certifications for Job Ads

| Certifications | Ads |
|----------------------------------|-----|
| Driver's License | 263 |
| First Aid certification | 99 |
| Certification of Teaching | 97 |
| Certified Personal Trainer | 26 |
| Accredited Business Communicator | 23 |
| American Sign Language | 17 |
| Security clearance | 17 |
| Secret security clearance | 14 |
| Cloverleaf Certification | 11 |
| Teaching license | 8 |

Top Skills for Job Ads

| Skills | Ads |
|------------------|-----|
| Merchandising | 334 |
| Scheduling | 327 |
| Supervision | 296 |
| Marketing | 272 |
| Teaching | 257 |
| Customer service | 253 |
| Time management | 201 |
| Operations | 137 |
| Microsoft Office | 136 |
| Graphic design | 129 |

Top Employers with the Most Job Ads

| Employer | Ads |
|---------------------------------|-----|
| Home Depot | 113 |
| RETAILDATA | 78 |
| Hallmark | 49 |
| Cloverleaf Schools | 35 |
| Youngstown City School District | 34 |
| Field Force Merchandising | 29 |
| Sinclair Broadcast Group | 29 |
| SkillZDr | 25 |
| TJX Companies | 24 |
| Cincinnati Public Schools | 24 |
| High School | 23 |
| Northwest Local School District | 23 |
| Cedar Point | 20 |
| Abercrombie & Fitch | 19 |
| Delaware City School District | 19 |
| The Retail Odyssey Company | 19 |
| Trumbull County ESC | 17 |
| Spar Group | 17 |
| University of Cincinnati | 17 |
| Southwestern City Schools | 15 |
| Bowling Green State University | 13 |
| Miami University | 13 |
| Ashland University | 12 |
| MASON CITY COMMUNITY SCHOOL | 11 |
| SFS | 11 |
| Marshalls | 11 |
| Ohio Northern University | 10 |
| TOCA Football | 10 |
| Jacent Strategic Merchandising | 10 |
| T.j. Maxx | 10 |

Top Occupations with the Most Job Ads

| Occupation | Ads |
|--|-----|
| Coaches and Scouts | 701 |
| Merchandise Displayers and Window Trimmers | 402 |
| Public Relations Specialists | 148 |
| Graphic Designers | 107 |
| Interior Designers | 92 |
| Writers and Authors | 83 |
| News Analysts, Reporters, and Journalists | 77 |
| Interpreters and Translators | 68 |
| Technical Writers | 62 |
| Producers and Directors | 29 |
| Art Directors | 21 |
| Audio and Video Technicians | 20 |
| Broadcast Technicians | 20 |
| Umpires, Referees, and Other Sports Officials | 16 |
| Editors | 16 |
| Floral Designers | 13 |
| Lighting Technicians | 13 |
| Photographers | 13 |
| Media and Communication Workers, All Other | 9 |
| Special Effects Artists and Animators | 8 |
| Broadcast Announcers and Radio Disc Jockeys | 8 |
| Film and Video Editors | 8 |
| Fashion Designers | 6 |
| Camera Operators, Television, Video, and Film | 6 |
| Music Directors and Composers | 4 |
| Musicians and Singers | 4 |
| Artists and Related Workers, All Other | 3 |
| Set and Exhibit Designers | 3 |
| Actors | 2 |
| Entertainers and Performers, Sports and Related Workers, All Other | 2 |

EDITOR'S NOTE: This report is based on data provided by TalentNeuron, a global research and advisory company. Through this partnership, new data sources and improved methodologies are available to better understand occupational demand over time. This reflects a change from the methodology used to produce these reports prior to October 2023.

This information is a snapshot in time and may not represent long-term trends. Any of this data, including historical reports, may vary slightly over time, as minor revisions are continually made to this live database. Some ads may appear in two or more occupation codes and may be counted more than once. This information should be used in conjunction with local labor market information to analyze current occupational demand.

This data has not been seasonally adjusted. Sometimes seasonal adjustment is used to remove fluctuations in unemployment and labor force trends that normally occur with changes in the season. Seasonal variation in employment occurs for natural and institutional reasons, including reduced employment involving outdoor activities during winter, changes in labor force and unemployment levels with opening and closing of schools, and layoffs during the automobile model changeover period. Seasonal variations can also affect the number of online job ads, so over the year it will affect the data in this report.



**Department of
Job & Family Services**
OhioMeansJobs.com

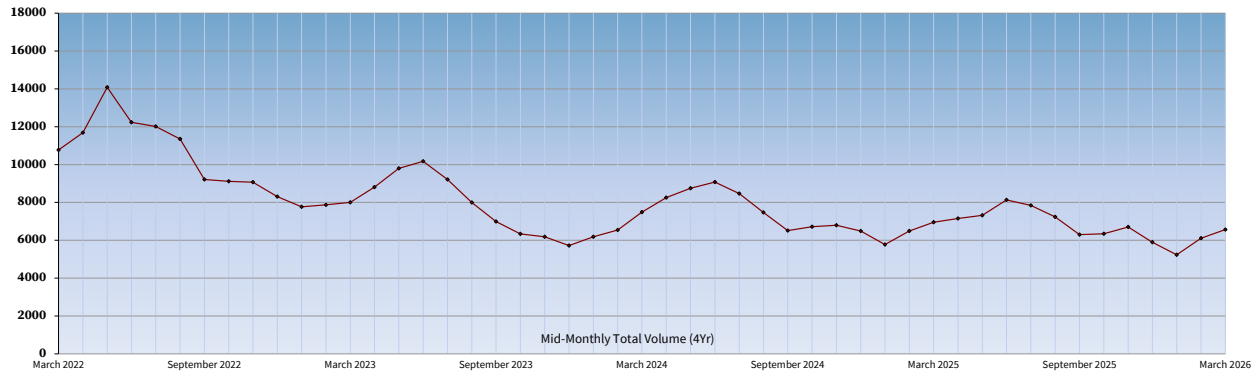


Online Job Postings Education/Training Job Function

March 2026

OhioMeansJobs.com.

A total of 6,565 job openings were posted online from February 14, 2026, through March 13, 2026, for the education/training job function. The graph below shows historical trends for ads posted over the last several years.



Salary for Job Ads

| Salary Range | Ads |
|--|-------|
| Entry Level Jobs (less than \$30K) | 1.9% |
| Middle Income Jobs (\$30K-\$49K) | 22.7% |
| Upper Middle Income Jobs (\$50K-\$79K) | 47.4% |
| High Income Jobs (\$80K-\$99K) | 18.4% |
| Six Figure Jobs (\$100K+) | 9.7% |

Education for Job Ads

| Education Range | Ads |
|-------------------|-------|
| GED/High School | 14.9% |
| Associate Level | 11.3% |
| Bachelor's Degree | 57.9% |
| Master's Degree | 7.7% |
| Doctoral Degree | 8.2% |

Top Certifications for Job Ads

| Certifications | Ads |
|--|-----|
| Teaching license | 452 |
| First Aid certification | 420 |
| Driver's License | 203 |
| Board Eligible | 139 |
| Medical License | 129 |
| Certification of Teaching | 120 |
| Certified Registered Nurse | 106 |
| Certification in Cardiopulmonary Resuscitation | 92 |
| American Board of Dermatology | 86 |
| Certification in Ethics | 61 |

Top Skills for Job Ads

| Skills | Ads |
|---|-------|
| Teaching | 4,779 |
| Supervision | 1,286 |
| Teaching Experience | 904 |
| Intervening | 710 |
| Scheduling | 601 |
| Mathematics | 545 |
| Special Education | 499 |
| Operations | 492 |
| Classroom management | 458 |
| Diversity, Equity, and Inclusion Frameworks | 436 |

Top Employers with the Most Job Ads

| Employer | Ads |
|---|-----|
| University of Cincinnati | 506 |
| Ohio State University Wexner Medical Center | 226 |
| Bowling Green State University | 181 |
| University Hospitals | 163 |
| Kindercare | 127 |
| University of Toledo | 105 |
| Ohio University | 102 |
| Ohio Northern University | 101 |
| Ymca | 98 |
| Learning Care Group | 96 |
| Columbus City Schools | 88 |
| Sinclair Community College | 85 |
| Columbus State Community College | 84 |
| Youngstown State University | 78 |
| Delaware City School District | 68 |
| Miami University | 64 |
| OHIO State University | 58 |
| NEW STORY SCHOOL | 57 |
| CHILDREN'S HOSPITAL MEDICAL CENTER | 51 |
| Oberlin College | 44 |
| Wright State University | 44 |
| Lakota Local Schools | 43 |
| EMIT Learning | 40 |
| ACCEL | 37 |
| Trumbull County ESC | 37 |
| DSS Holding | 36 |
| NHA | 35 |
| Central Ohio Technical College | 34 |
| Middletown City School District | 33 |
| Springfield City Schools | 32 |

Top Occupations with the Most Job Ads

| Occupation | Ads |
|--|-------|
| Health Specialties Teachers, Postsecondary | 1,068 |
| Secondary School Teachers, Except Special and Career/Technical Education | 518 |
| Preschool Teachers, Except Special Education | 475 |
| Elementary School Teachers, Except Special Education | 401 |
| Teaching Assistants, PreK, Elementary, Middle, and Secondary School, Except Special Ed | 383 |
| Middle School Teachers, Except Special and Career/Technical Education | 349 |
| Education Administrators, Kindergarten through Secondary | 288 |
| Special Education Teachers, Secondary School | 200 |
| Career/Technical Education Teachers, Postsecondary | 199 |
| Self-Enrichment Teachers | 195 |
| Special Education Teachers, All Other | 148 |
| Special Education Teachers, Middle School | 147 |
| Teaching Assistants, Special Education | 145 |
| Special Education Teachers, Elementary School | 123 |
| Art, Drama, and Music Teachers, Postsecondary | 122 |
| Instructional Coordinators | 121 |
| Education Administrators, Postsecondary | 114 |
| Engineering Teachers, Postsecondary | 114 |
| Teaching Assistants, All Other | 112 |
| Exercise Trainers and Group Fitness Instructors | 104 |
| Nursing Instructors and Teachers, Postsecondary | 96 |
| Substitute Teachers, Short-Term | 89 |
| Career/Technical Education Teachers, Secondary School | 82 |
| Tutors | 77 |
| Business Teachers, Postsecondary | 69 |
| Athletic Trainers | 68 |
| Biological Science Teachers, Postsecondary | 53 |
| Teachers and Instructors, All Other | 52 |
| Teaching Assistants, Postsecondary | 52 |
| Mathematical Science Teachers, Postsecondary | 45 |

EDITOR'S NOTE: This report is based on data provided by TalentNeuron, a global research and advisory company. Through this partnership, new data sources and improved methodologies are available to better understand occupational demand over time. This reflects a change from the methodology used to produce these reports prior to October 2023.

This information is a snapshot in time and may not represent long-term trends. Any of this data, including historical reports, may vary slightly over time, as minor revisions are continually made to this live database. Some ads may appear in two or more occupation codes and may be counted more than once. This information should be used in conjunction with local labor market information to analyze current occupational demand.

This data has not been seasonally adjusted. Sometimes seasonal adjustment is used to remove fluctuations in unemployment and labor force trends that normally occur with changes in the season. Seasonal variation in employment occurs for natural and institutional reasons, including reduced employment involving outdoor activities during winter, changes in labor force and unemployment levels with opening and closing of schools, and layoffs during the automobile model changeover period. Seasonal variations can also affect the number of online job ads, so over the year it will affect the data in this report.



**Department of
Job & Family Services**
OhioMeansJobs.com



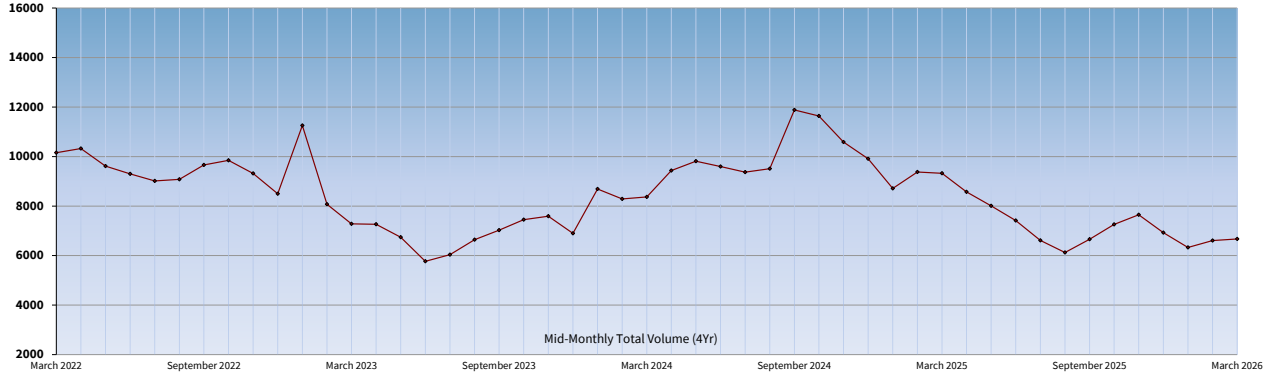
Online Job Postings

Engineering/Quality Assurance Job Function

March 2026

OhioMeansJobs.com

A total of 6,672 job openings were posted online from February 14, 2026, through March 13, 2026, for the engineering/quality assurance job function. The graph below shows historical trends for ads posted over the last several years.



Salary for Job Ads

| Salary Range | Ads |
|--|-------|
| Entry Level Jobs (less than \$30K) | 0.0% |
| Middle Income Jobs (\$30K-\$49K) | 0.9% |
| Upper Middle Income Jobs (\$50K-\$79K) | 16.3% |
| High Income Jobs (\$80K-\$99K) | 24.2% |
| Six Figure Jobs (\$100K+) | 58.5% |

Education for Job Ads

| Education Range | Ads |
|-------------------|-------|
| GED/High School | 4.7% |
| Associate Level | 8.0% |
| Bachelor's Degree | 85.2% |
| Master's Degree | 1.7% |
| Doctoral Degree | 0.4% |

Top Certifications for Job Ads

| Certifications | Ads |
|---|-----|
| Professional Engineer License | 709 |
| Driver's License | 690 |
| Security clearance | 608 |
| Accreditation Board for Engineering and Technology | 413 |
| Occupational Safety & Health Administration Certification | 310 |
| Secret security clearance | 298 |
| Engineer-In-Training | 286 |
| Project Management Professional | 233 |
| Top Secret Sensitive Compartmented Information | 160 |
| National Fire Protection Association Standards | 151 |

Top Skills for Job Ads

| Skills | Ads |
|---|-------|
| Project management | 1,845 |
| Scheduling | 1,827 |
| Operations | 1,542 |
| Continuous improvement | 1,229 |
| Microsoft Office | 1,226 |
| Diversity, Equity, and Inclusion Frameworks | 1,109 |
| Mechanical engineering | 1,048 |
| Electrical engineering | 1,035 |
| AutoCAD | 1,010 |
| Best practices | 878 |

Top Employers with the Most Job Ads

| Employer | Ads |
|-----------------------------------|-----|
| GE Aerospace | 441 |
| Vertiv Inc | 182 |
| Ceso, Inc. | 89 |
| Parker Hannifin Corp | 84 |
| Modern Technology Solutions, Inc. | 78 |
| Burns & Mcdonnell | 65 |
| Woolpert | 63 |
| GAI Consultants, Inc. | 62 |
| First Solar | 62 |
| Cummins Inc. | 61 |
| KOKOSING | 58 |
| Sierra Nevada Corporation | 52 |
| ARCADIS | 47 |
| Precision Castparts Corp. | 46 |
| Terracon | 46 |
| American Structurepoint, Inc. | 46 |
| Battelle Memorial Institute | 45 |
| L3Harris Technologies | 43 |
| CTL Engineering, Inc. | 42 |
| Whirlpool | 42 |
| Rockwell Automation | 42 |
| Turner Construction Company | 40 |
| SSEO Group | 39 |
| Leidos | 38 |
| Jacobs | 37 |
| Kimley-Horn | 36 |
| Ampirical | 34 |
| HDR, Inc. | 34 |
| Huntington Ingalls Industries | 33 |
| Crown Equipment Corporation | 33 |

Top Occupations with the Most Job Ads

| Occupation | Ads |
|--|-------|
| Industrial Engineers | 1,030 |
| Civil Engineers | 1,007 |
| Architectural and Engineering Managers | 823 |
| Mechanical Engineers | 700 |
| Electrical Engineers | 616 |
| Aerospace Engineers | 295 |
| Engineering Technologists and Technicians, Except Drafters, All Other | 263 |
| Electrical and Electronic Engineering Technologists and Technicians | 232 |
| Computer Occupations, All Other | 228 |
| Mechanical Engineering Technologists and Technicians | 156 |
| Marine Engineers and Naval Architects | 144 |
| Engineers, All Other | 139 |
| Materials Engineers | 138 |
| Civil Engineering Technologists and Technicians | 121 |
| Health and Safety Engineers, Except Mining Safety Engineers and Inspectors | 108 |
| Environmental Engineering Technologists and Technicians | 83 |
| Environmental Engineers | 76 |
| Electro-Mechanical and Mechatronics Technologists and Technicians | 75 |
| Electronics Engineers, Except Computer | 73 |
| Industrial Engineering Technologists and Technicians | 73 |
| Chemical Engineers | 54 |
| Agricultural Engineers | 44 |
| Bioengineers and Biomedical Engineers | 38 |
| Mechanical Drafters | 37 |
| Commercial and Industrial Designers | 22 |
| Electrical and Electronics Drafters | 21 |
| Calibration Technologists and Technicians | 18 |
| Nuclear Engineers | 17 |
| Aerospace Engineering and Operations Technologists and Technicians | 13 |
| Ship Engineers | 12 |

EDITOR'S NOTE: This report is based on data provided by TalentNeuron, a global research and advisory company. Through this partnership, new data sources and improved methodologies are available to better understand occupational demand over time. This reflects a change from the methodology used to produce these reports prior to October 2023.

This information is a snapshot in time and may not represent long-term trends. Any of this data, including historical reports, may vary slightly over time, as minor revisions are continually made to this live database. Some ads may appear in two or more occupation codes and may be counted more than once. This information should be used in conjunction with local labor market information to analyze current occupational demand.

This data has not been seasonally adjusted. Sometimes seasonal adjustment is used to remove fluctuations in unemployment and labor force trends that normally occur with changes in the season. Seasonal variation in employment occurs for natural and institutional reasons, including reduced employment involving outdoor activities during winter, changes in labor force and unemployment levels with opening and closing of schools, and layoffs during the automobile model changeover period. Seasonal variations can also affect the number of online job ads, so over the year it will affect the data in this report.

EDITOR'S NOTE: This report is based on data provided by TalentNeuron, a global research and advisory company. Through this partnership, new data sources and improved methodologies are available to better understand occupational demand over time. This reflects a change from the methodology used to produce these reports prior to October 2023.

This information is a snapshot in time and may not represent long-term trends. Any of this data, including historical reports, may vary slightly over time, as minor revisions are continually made to this live database. Some ads may appear in two or more occupation codes and may be counted more than once. This information should be used in conjunction with local labor market information to analyze current occupational demand.

This data has not been seasonally adjusted. Sometimes seasonal adjustment is used to remove fluctuations in unemployment and labor force trends that normally occur with changes in the season. Seasonal variation in employment occurs for natural and institutional reasons, including reduced employment involving outdoor activities during winter, changes in labor force and unemployment levels with opening and closing of schools, and layoffs during the automobile model changeover period. Seasonal variations can also affect the number of online job ads, so over the year it will affect the data in this report.



**Department of
Job & Family Services**
OhioMeansJobs.com



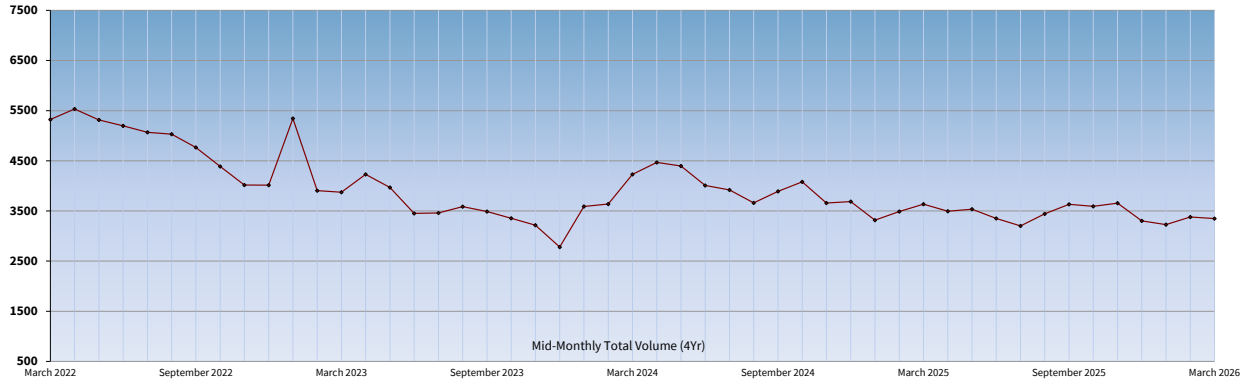
Online Job Postings

Facilities/Construction Job Function

March 2026

OhioMeansJobs.com®

A total of 3,348 job openings were posted online from February 14, 2026, through March 13, 2026, for the facilities/construction job function. The graph below shows historical trends for ads posted over the last several years.



Salary for Job Ads

| Salary Range | Ads |
|--|-------|
| Entry Level Jobs (less than \$30K) | 0.8% |
| Middle Income Jobs (\$30K-\$49K) | 27.5% |
| Upper Middle Income Jobs (\$50K-\$79K) | 33.4% |
| High Income Jobs (\$80K-\$99K) | 14.5% |
| Six Figure Jobs (\$100K+) | 23.7% |

Education for Job Ads

| Education Range | Ads |
|-------------------|-------|
| GED/High School | 60.5% |
| Associate Level | 4.9% |
| Bachelor's Degree | 34.2% |
| Master's Degree | 0.4% |
| Doctoral Degree | 0.1% |

Top Certifications for Job Ads

| Certifications | Ads |
|---|-------|
| Driver's License | 1,176 |
| Occupational Safety & Health Administration Certification | 472 |
| Commercial Driver's License | 167 |
| First Aid certification | 86 |
| Class A Commercial Drivers License | 71 |
| Certified Project Manager | 70 |
| Certified Purchasing Manager | 68 |
| Project Management Professional | 68 |
| American Concrete Institute | 59 |
| National Electrical Code | 59 |

Top Skills for Job Ads

| Skills | Ads |
|-------------------------|-------|
| Scheduling | 1,074 |
| Operations | 773 |
| Project management | 711 |
| Supervision | 597 |
| Microsoft Office | 534 |
| Construction management | 517 |
| Construction projects | 418 |
| Project scheduling | 376 |
| Customer service | 376 |
| Power tools | 367 |

Top Employers with the Most Job Ads

| Employer | Ads |
|--|-----|
| Turner Construction Company | 125 |
| KOKOSING | 53 |
| Rentokil Initial | 52 |
| JB Roofing A Tecta America Company | 44 |
| Ceso, Inc. | 42 |
| MasTec, Inc. | 41 |
| Gilbane Building Company | 35 |
| Summit Skilled Solutions | 32 |
| Cedar Point | 31 |
| CBRE | 30 |
| ECS MIDWEST LLC | 29 |
| Davey Tree Expert Company | 27 |
| BRIGHTVIEW | 25 |
| Terminix® | 24 |
| Cushman & Wakefield | 23 |
| Pepper Construction Group, LLC | 23 |
| Centimark | 22 |
| AWP SAFETY LTD | 21 |
| Ledcor | 21 |
| JLL | 20 |
| Pennline Tree Service | 20 |
| CK Construction Group | 20 |
| R&T Yoder Electric, Inc | 19 |
| Tecta America Corporation | 17 |
| Fishbeck, Thompson, Carr & Huber, Inc. | 17 |
| Burns & Mcdonnell | 16 |
| CRH | 15 |
| Esi, Inc. | 15 |
| Ferguson Construction | 15 |
| The Ruhlin Company | 15 |

Top Occupations with the Most Job Ads

| Occupation | Ads |
|---|-----|
| Construction Managers | 861 |
| Landscaping and Groundskeeping Workers | 462 |
| Construction Laborers | 280 |
| First-Line Supervisors of Construction Trades and Extraction Workers | 277 |
| Electricians | 224 |
| Property, Real Estate, and Community Association Managers | 185 |
| Construction and Building Inspectors | 159 |
| Pest Control Workers | 80 |
| Architects, Except Landscape and Naval | 79 |
| Plumbers, Pipefitters, and Steamfitters | 75 |
| Carpenters | 73 |
| Operating Engineers and Other Construction Equipment Operators | 61 |
| Surveyors | 58 |
| First-Line Supervisors of Landscaping, Lawn Service, and Groundskeeping Workers | 56 |
| Highway Maintenance Workers | 56 |
| Architectural and Civil Drafters | 49 |
| Sheet Metal Workers | 45 |
| Tree Trimmers and Pruners | 41 |
| Roofers | 27 |
| Surveying and Mapping Technicians | 22 |
| Paving, Surfacing, and Tamping Equipment Operators | 18 |
| Painters, Construction and Maintenance | 16 |
| Helpers--Roofers | 14 |
| Landscape Architects | 12 |
| Millwrights | 11 |
| Brickmasons and Blockmasons | 10 |
| Structural Iron and Steel Workers | 10 |
| Helpers--Electricians | 9 |
| Construction and Related Workers, All Other | 8 |
| Pesticide Handlers, Sprayers, and Applicators, Vegetation | 7 |

EDITOR'S NOTE: This report is based on data provided by TalentNeuron, a global research and advisory company. Through this partnership, new data sources and improved methodologies are available to better understand occupational demand over time. This reflects a change from the methodology used to produce these reports prior to October 2023.

This information is a snapshot in time and may not represent long-term trends. Any of this data, including historical reports, may vary slightly over time, as minor revisions are continually made to this live database. Some ads may appear in two or more occupation codes and may be counted more than once. This information should be used in conjunction with local labor market information to analyze current occupational demand.

This data has not been seasonally adjusted. Sometimes seasonal adjustment is used to remove fluctuations in unemployment and labor force trends that normally occur with changes in the season. Seasonal variation in employment occurs for natural and institutional reasons, including reduced employment involving outdoor activities during winter, changes in labor force and unemployment levels with opening and closing of schools, and layoffs during the automobile model changeover period. Seasonal variations can also affect the number of online job ads, so over the year it will affect the data in this report.



Department of
Job & Family Services
OhioMeansJobs.com



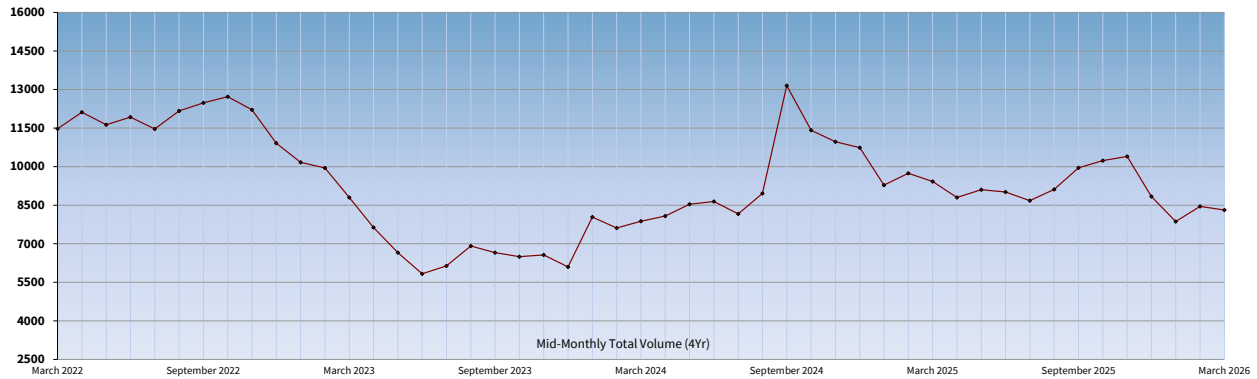
Online Job Postings

Finance/Accounting Job Function

March 2026

OhioMeansJobs.com

A total of 8,314 job openings were posted online from February 14, 2026, through March 13, 2026, for the finance/accounting job function. The graph below shows historical trends for ads posted over the last several years.



Salary for Job Ads

| Salary Range | Ads |
|--|-------|
| Entry Level Jobs (less than \$30K) | 0.0% |
| Middle Income Jobs (\$30K-\$49K) | 4.2% |
| Upper Middle Income Jobs (\$50K-\$79K) | 24.5% |
| High Income Jobs (\$80K-\$99K) | 29.6% |
| Six Figure Jobs (\$100K+) | 41.7% |

Education for Job Ads

| Education Range | Ads |
|-------------------|-------|
| GED/High School | 8.3% |
| Associate Level | 2.2% |
| Bachelor's Degree | 87.7% |
| Master's Degree | 1.7% |
| Doctoral Degree | 0.1% |

Top Certifications for Job Ads

| Certifications | Ads |
|---|-------|
| Certified Public Accountant | 1,276 |
| Nationwide Mortgage Licensing System | 596 |
| Driver's License | 469 |
| Financial Industry Regulatory Authority | 243 |
| FINRA Series 7 | 242 |
| Certified Corporate FP&A Professional | 233 |
| State insurance license | 195 |
| Chartered Financial Analyst | 140 |
| Security clearance | 139 |
| Certified Financial Planner | 134 |

Top Skills for Job Ads

| Skills | Ads |
|----------------------|-------|
| Accounting | 2,892 |
| Finance | 2,785 |
| Operations | 2,344 |
| Customer service | 1,923 |
| Microsoft Office | 1,720 |
| Banking | 1,696 |
| Microsoft Excel | 1,553 |
| Client relationships | 1,496 |
| Risk management | 1,193 |
| Project management | 1,109 |

Top Employers with the Most Job Ads

| Employer | Ads |
|------------------------------|-----|
| KeyBank | 362 |
| ACCENTURE | 349 |
| JPMorgan Chase & Co. | 348 |
| Huntington National Bank | 331 |
| Cfs | 275 |
| Fifth Third Bank | 203 |
| KPMG | 162 |
| PNC Financial Services | 142 |
| U.S. Bank | 138 |
| Crowe Horwath LLP | 115 |
| Nationwide | 103 |
| WesBanco Bank, Inc. | 97 |
| Ernst & Young | 92 |
| Deloitte | 84 |
| Kroger | 81 |
| Plante & Moran, PLLC | 77 |
| PricewaterhouseCoopers | 73 |
| BDO | 73 |
| First Financial Bank | 68 |
| northwest bank | 65 |
| Elevance Health | 62 |
| Crowe RSA | 61 |
| Walmart | 58 |
| GE Aerospace | 58 |
| Farmers Insurance Group | 51 |
| Munich Re | 50 |
| McKesson | 44 |
| Turner Construction Company | 42 |
| Great American Insurance Co. | 40 |
| RSM US LLP | 39 |

Top Occupations with the Most Job Ads

| Occupation | Ads |
|--|-------|
| Accountants and Auditors | 1,794 |
| Management Analysts | 1,630 |
| Securities, Commodities, and Financial Services Sales Agents | 1,177 |
| Financial Managers | 735 |
| Financial and Investment Analysts | 558 |
| Compliance Officers | 366 |
| Claims Adjusters, Examiners, and Investigators | 346 |
| Loan Officers | 312 |
| Cost Estimators | 240 |
| Insurance Underwriters | 230 |
| Personal Financial Advisors | 153 |
| Financial Specialists, All Other | 144 |
| Actuaries | 135 |
| Credit Analysts | 104 |
| Financial Risk Specialists | 104 |
| Appraisers and Assessors of Real Estate | 96 |
| Loan Interviewers and Clerks | 46 |
| Budget Analysts | 45 |
| Insurance Appraisers, Auto Damage | 30 |
| Financial Examiners | 23 |
| Credit Counselors | 14 |
| Insurance Claims and Policy Processing Clerks | 11 |
| Tax Preparers | 7 |
| Appraisers of Personal and Business Property | 5 |
| Tax Examiners and Collectors, and Revenue Agents | 5 |
| Financial Clerks, All Other | 4 |

EDITOR'S NOTE: This report is based on data provided by TalentNeuron, a global research and advisory company. Through this partnership, new data sources and improved methodologies are available to better understand occupational demand over time. This reflects a change from the methodology used to produce these reports prior to October 2023.

This information is a snapshot in time and may not represent long-term trends. Any of this data, including historical reports, may vary slightly over time, as minor revisions are continually made to this live database. Some ads may appear in two or more occupation codes and may be counted more than once. This information should be used in conjunction with local labor market information to analyze current occupational demand.

This data has not been seasonally adjusted. Sometimes seasonal adjustment is used to remove fluctuations in unemployment and labor force trends that normally occur with changes in the season. Seasonal variation in employment occurs for natural and institutional reasons, including reduced employment involving outdoor activities during winter, changes in labor force and unemployment levels with opening and closing of schools, and layoffs during the automobile model changeover period. Seasonal variations can also affect the number of online job ads, so over the year it will affect the data in this report.



Department of
Job & Family Services
OhioMeansJobs.com



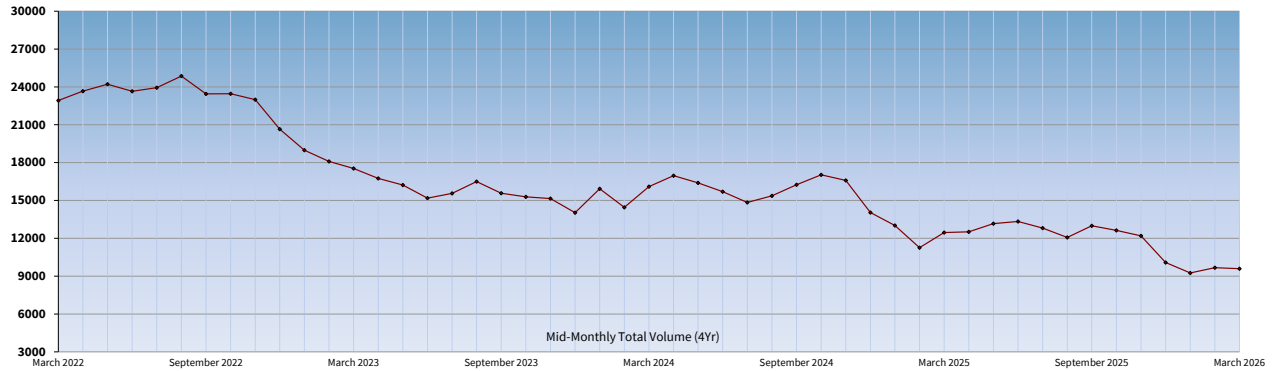
Online Job Postings

Hospitality/Services Job Function

March 2026

OhioMeansJobs.com

A total of 9,589 job openings were posted online from February 14, 2026, through March 13, 2026, for the hospitality/services job function. The graph below shows historical trends for ads posted over the last several years.



Salary for Job Ads

| Salary Range | Ads |
|--|-------|
| Entry Level Jobs (less than \$30K) | 26.0% |
| Middle Income Jobs (\$30K-\$49K) | 54.5% |
| Upper Middle Income Jobs (\$50K-\$79K) | 18.0% |
| High Income Jobs (\$80K-\$99K) | 1.3% |
| Six Figure Jobs (\$100K+) | 0.2% |

Education for Job Ads

| Education Range | Ads |
|-------------------|-------|
| GED/High School | 84.8% |
| Associate Level | 6.0% |
| Bachelor's Degree | 8.8% |
| Master's Degree | 0.3% |
| Doctoral Degree | 0.0% |

Top Certifications for Job Ads

| Certifications | Ads |
|---|-----|
| Driver's License | 578 |
| Esthetician and Cosmetology License | 219 |
| Food Safety Certification | 181 |
| Barber License | 154 |
| First Aid certification | 128 |
| Occupational Safety & Health Administration Certification | 119 |
| Certification in Cardiopulmonary Resuscitation | 96 |
| ServSafe Certification | 77 |
| Security clearance | 47 |
| National Registry of Food Safety Professionals | 35 |

Top Skills for Job Ads

| Skills | Ads |
|-----------------------|-------|
| Customer service | 2,994 |
| Cooking | 2,144 |
| Food safety | 1,796 |
| Operations | 1,635 |
| Supervision | 1,455 |
| Scheduling | 1,265 |
| Guest relations | 1,041 |
| Food preparation | 1,021 |
| Customer satisfaction | 777 |
| Servers | 719 |

Top Employers with the Most Job Ads

| Employer | Ads |
|----------------------------------|-----|
| Starbucks | 383 |
| Chipotle Mexican Grill | 284 |
| Aramark Corporation | 260 |
| Texas Roadhouse | 241 |
| PANDA RESTAURANT GROUP | 193 |
| Domino's Pizza | 180 |
| Cedar Point | 179 |
| AVI Foodsystems | 170 |
| ULTA | 166 |
| Kroger | 157 |
| Sodexo Inc. | 154 |
| Walmart | 138 |
| Trilogy Health Services | 130 |
| Carlson Building Maintenance Inc | 119 |
| Taco Bell | 114 |
| Penn Entertainment | 111 |
| Subway | 110 |
| Delaware North Companies, Inc. | 103 |
| Shaner | 97 |
| Petco | 95 |
| SPORT CLIPS | 93 |
| Trilogy Management Services Ltd. | 79 |
| First Watch Restaurants | 79 |
| Panera Bread | 78 |
| Chuck E. Cheese | 76 |
| Marriott | 76 |
| Regis Corporation | 71 |
| Crescent Hospitality | 63 |
| TravelCenters of America, Inc. | 60 |
| Pizza Hut | 58 |

Top Occupations with the Most Job Ads

| Occupation | Ads |
|--|-------|
| First-Line Supervisors of Food Preparation and Serving Workers | 1,692 |
| Fast Food and Counter Workers | 1,424 |
| Janitors and Cleaners, Except Maids and Housekeeping Cleaners | 954 |
| Maids and Housekeeping Cleaners | 591 |
| Cooks, Restaurant | 519 |
| Food Preparation Workers | 506 |
| Waiters and Waitresses | 499 |
| Hairdressers, Hairstylists, and Cosmetologists | 346 |
| Cooks, Institution and Cafeteria | 336 |
| Food Service Managers | 311 |
| Dishwashers | 267 |
| Hotel, Motel, and Resort Desk Clerks | 217 |
| Recreation Workers | 193 |
| Dining Room and Cafeteria Attendants and Bartender Helpers | 169 |
| Animal Caretakers | 156 |
| Hosts and Hostesses, Restaurant, Lounge, and Coffee Shop | 141 |
| First-Line Supervisors of Housekeeping and Janitorial Workers | 138 |
| Amusement and Recreation Attendants | 124 |
| Bartenders | 121 |
| Chefs and Head Cooks | 108 |
| First-Line Supervisors of Personal Service Workers | 98 |
| Meeting, Convention, and Event Planners | 89 |
| Childcare Workers | 82 |
| Food Servers, Nonrestaurant | 55 |
| Travel Agents | 55 |
| Residential Advisors | 50 |
| Concierges | 44 |
| Lodging Managers | 42 |
| Baggage Porters and Bellhops | 31 |
| Taxi Drivers | 31 |

EDITOR'S NOTE: This report is based on data provided by TalentNeuron, a global research and advisory company. Through this partnership, new data sources and improved methodologies are available to better understand occupational demand over time. This reflects a change from the methodology used to produce these reports prior to October 2023.

This information is a snapshot in time and may not represent long-term trends. Any of this data, including historical reports, may vary slightly over time, as minor revisions are continually made to this live database. Some ads may appear in two or more occupation codes and may be counted more than once. This information should be used in conjunction with local labor market information to analyze current occupational demand.

This data has not been seasonally adjusted. Sometimes seasonal adjustment is used to remove fluctuations in unemployment and labor force trends that normally occur with changes in the season. Seasonal variation in employment occurs for natural and institutional reasons, including reduced employment involving outdoor activities during winter, changes in labor force and unemployment levels with opening and closing of schools, and layoffs during the automobile model changeover period. Seasonal variations can also affect the number of online job ads, so over the year it will affect the data in this report.



**Department of
Job & Family Services**
OhioMeansJobs.com



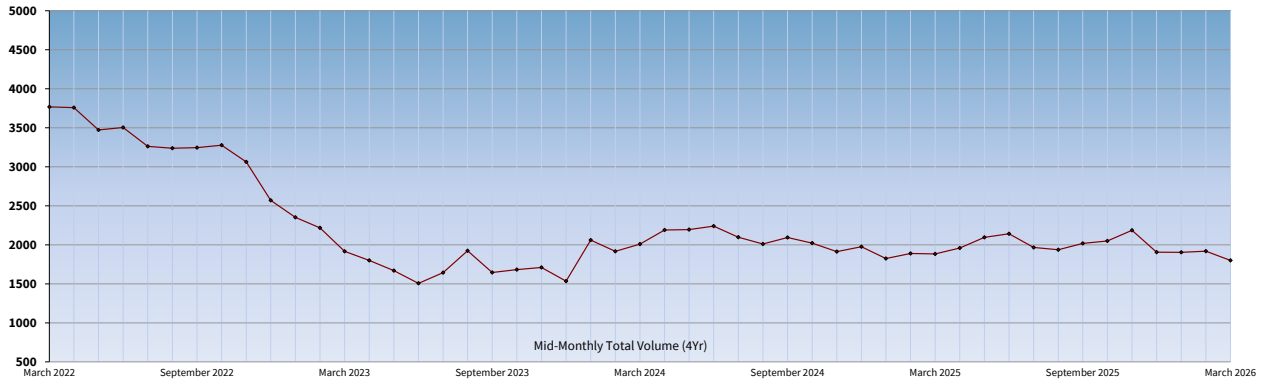
Online Job Postings

Human Resources Job Function

March 2026

OhioMeansJobs.com

A total of 1,800 job openings were posted online from February 14, 2026, through March 13, 2026, for the human resources job function. The graph below shows historical trends for ads posted over the last several years.



Salary for Job Ads

| Salary Range | Ads |
|--|-------|
| Entry Level Jobs (less than \$30K) | 0.0% |
| Middle Income Jobs (\$30K-\$49K) | 10.2% |
| Upper Middle Income Jobs (\$50K-\$79K) | 34.9% |
| High Income Jobs (\$80K-\$99K) | 23.0% |
| Six Figure Jobs (\$100K+) | 32.0% |

Education for Job Ads

| Education Range | Ads |
|-------------------|-------|
| GED/High School | 9.1% |
| Associate Level | 6.5% |
| Bachelor's Degree | 82.7% |
| Master's Degree | 1.4% |
| Doctoral Degree | 0.3% |

Top Certifications for Job Ads

| Certifications | Ads |
|---|-----|
| Driver's License | 99 |
| Society for Human Resource Management Certified Professional | 93 |
| Security clearance | 71 |
| Occupational Safety & Health Administration Certification | 60 |
| Society for Human Resource Management Senior Certified Professional | 45 |
| Certified Compensation Professional | 24 |
| Secret security clearance | 22 |
| Certified Employee Benefits Specialist | 19 |
| Human Resource Certification Institute (HRCI) | 19 |
| Certified Payroll Professional | 18 |

Top Skills for Job Ads

| Skills | Ads |
|--------------------|-----|
| Human resources | 613 |
| Operations | 526 |
| Microsoft Office | 510 |
| Onboarding | 384 |
| Microsoft Excel | 356 |
| Recruiting | 345 |
| Employee Relations | 342 |
| Customer service | 331 |
| Scheduling | 328 |
| Best practices | 315 |

Top Employers with the Most Job Ads

| Employer | Ads |
|------------------------------------|-----|
| KPMG | 33 |
| Kroger | 22 |
| Vertiv Inc | 20 |
| Defense Logistics Agency | 18 |
| GE Aerospace | 15 |
| Philip Morris | 15 |
| DSV | 14 |
| The Buckle Brand | 14 |
| Paychex | 13 |
| TOTAL QUALITY LOGISTICS | 13 |
| Walmart | 13 |
| AtriCure, Inc. | 13 |
| Precision Castparts Corp. | 12 |
| KeyBank | 12 |
| Turner Construction Company | 12 |
| STERIS | 12 |
| Flightsafety | 11 |
| Sherwin-Williams | 10 |
| Parker Hannifin Corp | 10 |
| Crowe Horwath LLP | 9 |
| Air Force Materiel Command | 9 |
| Acrisure, LLC | 9 |
| CHILDREN'S HOSPITAL MEDICAL CENTER | 8 |
| Lubrizol | 8 |
| Department Of Defense | 8 |
| Ford | 8 |
| FirstEnergy | 8 |
| SERCO INC. | 7 |
| ABX AIR | 7 |
| Rumpke | 7 |

Top Occupations with the Most Job Ads

| Occupation | Ads |
|--|-----|
| Training and Development Specialists | 461 |
| Human Resources Managers | 431 |
| Human Resources Specialists | 416 |
| Compensation, Benefits, and Job Analysis Specialists | 159 |
| Human Resources Assistants, Except Payroll and Timekeeping | 129 |
| Payroll and Timekeeping Clerks | 116 |
| Training and Development Managers | 44 |
| Compensation and Benefits Managers | 25 |
| Compliance Officers | 12 |
| Labor Relations Specialists | 7 |

EDITOR'S NOTE: This report is based on data provided by TalentNeuron, a global research and advisory company. Through this partnership, new data sources and improved methodologies are available to better understand occupational demand over time. This reflects a change from the methodology used to produce these reports prior to October 2023.

This information is a snapshot in time and may not represent long-term trends. Any of this data, including historical reports, may vary slightly over time, as minor revisions are continually made to this live database. Some ads may appear in two or more occupation codes and may be counted more than once. This information should be used in conjunction with local labor market information to analyze current occupational demand.

This data has not been seasonally adjusted. Sometimes seasonal adjustment is used to remove fluctuations in unemployment and labor force trends that normally occur with changes in the season. Seasonal variation in employment occurs for natural and institutional reasons, including reduced employment involving outdoor activities during winter, changes in labor force and unemployment levels with opening and closing of schools, and layoffs during the automobile model changeover period. Seasonal variations can also affect the number of online job ads, so over the year it will affect the data in this report.



**Department of
Job & Family Services**
OhioMeansJobs.com



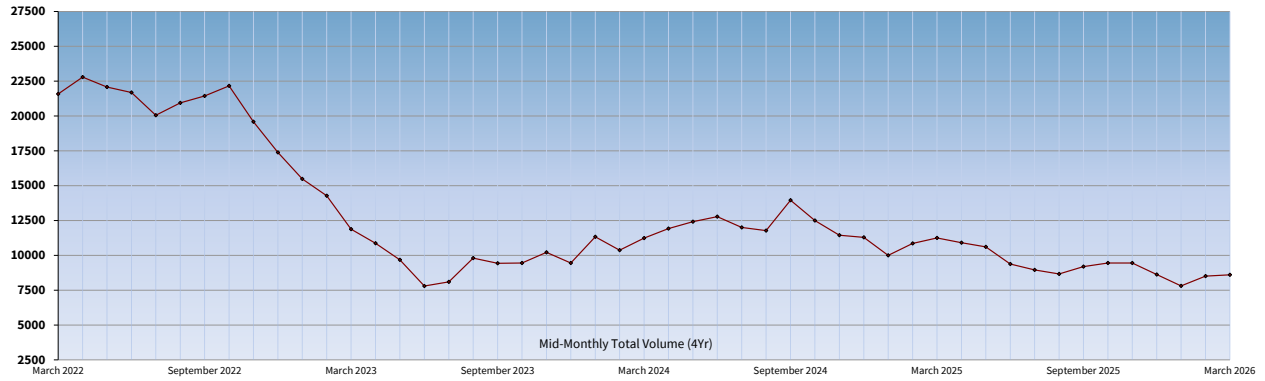
Online Job Postings

Information Technology Job Function

March 2026

OhioMeansJobs.com

A total of 8,599 job openings were posted online from February 14, 2026, through March 13, 2026, for the information technology job function. The graph below shows historical trends for ads posted over the last several years.



Salary for Job Ads

| Salary Range | Ads |
|--|-------|
| Entry Level Jobs (less than \$30K) | 0.0% |
| Middle Income Jobs (\$30K-\$49K) | 1.9% |
| Upper Middle Income Jobs (\$50K-\$79K) | 6.6% |
| High Income Jobs (\$80K-\$99K) | 15.4% |
| Six Figure Jobs (\$100K+) | 76.2% |

Education for Job Ads

| Education Range | Ads |
|-------------------|-------|
| GED/High School | 1.8% |
| Associate Level | 5.0% |
| Bachelor's Degree | 90.8% |
| Master's Degree | 1.7% |
| Doctoral Degree | 0.7% |

Top Certifications for Job Ads

| Certifications | Ads |
|---|-----|
| Security clearance | 848 |
| Secret security clearance | 738 |
| Top Secret Sensitive Compartmented Information | 518 |
| Certified Information Systems Security Professional | 375 |
| SCI clearance | 314 |
| Top secret security clearance | 254 |
| Driver's License | 240 |
| Project Management Professional | 203 |
| Cisco Certified Network Associate | 156 |
| Certified Information Security Manager | 137 |

Top Skills for Job Ads

| Skills | Ads |
|----------------------|-------|
| Best practices | 2,560 |
| Automation | 2,382 |
| Operations | 2,298 |
| Frameworks | 2,048 |
| Databases | 2,006 |
| Workflows | 1,863 |
| SQL | 1,844 |
| Python | 1,808 |
| Software development | 1,798 |
| APIs | 1,724 |

Top Employers with the Most Job Ads

| Employer | Ads |
|--|-----|
| ACCENTURE | 278 |
| Modern Technology Solutions, Inc. | 219 |
| KPMG | 194 |
| JPMorgan Chase & Co. | 193 |
| Oracle | 177 |
| ATechStar | 171 |
| Deloitte | 155 |
| Ernst & Young | 119 |
| Huntington National Bank | 113 |
| KeyBank | 87 |
| Booz Allen Hamilton | 84 |
| EOSITS | 79 |
| Vertiv Inc | 70 |
| Rockwell Automation | 70 |
| slalom | 61 |
| McKesson | 61 |
| PricewaterhouseCoopers | 60 |
| Huntington Ingalls Industries | 58 |
| Sherwin-Williams | 57 |
| Leidos | 55 |
| Crowe Horwath LLP | 55 |
| PNC Financial Services | 53 |
| CVS Health | 52 |
| Motorola Solutions | 50 |
| Radianc Technologies | 49 |
| Parker Hannifin Corp | 49 |
| GE Aerospace | 48 |
| Cardinal Health | 45 |
| Speechify - Bakar Technologies Pvt Ltd | 44 |
| STERIS | 43 |

Top Occupations with the Most Job Ads

| Occupation | Ads |
|--|-------|
| Software Developers | 1,963 |
| Computer Occupations, All Other | 1,677 |
| Information Security Analysts | 800 |
| Computer Network Architects | 713 |
| Database Architects | 600 |
| Network and Computer Systems Administrators | 588 |
| Computer and Information Systems Managers | 418 |
| Computer User Support Specialists | 382 |
| Computer Systems Analysts | 346 |
| Data Scientists | 292 |
| Software Quality Assurance Analysts and Testers | 254 |
| Web Developers | 244 |
| Computer Network Support Specialists | 131 |
| Web and Digital Interface Designers | 90 |
| Database Administrators | 52 |
| Market Research Analysts and Marketing Specialists | 30 |
| Computer Programmers | 19 |

EDITOR'S NOTE: This report is based on data provided by TalentNeuron, a global research and advisory company. Through this partnership, new data sources and improved methodologies are available to better understand occupational demand over time. This reflects a change from the methodology used to produce these reports prior to October 2023.

This information is a snapshot in time and may not represent long-term trends. Any of this data, including historical reports, may vary slightly over time, as minor revisions are continually made to this live database. Some ads may appear in two or more occupation codes and may be counted more than once. This information should be used in conjunction with local labor market information to analyze current occupational demand.

This data has not been seasonally adjusted. Sometimes seasonal adjustment is used to remove fluctuations in unemployment and labor force trends that normally occur with changes in the season. Seasonal variation in employment occurs for natural and institutional reasons, including reduced employment involving outdoor activities during winter, changes in labor force and unemployment levels with opening and closing of schools, and layoffs during the automobile model changeover period. Seasonal variations can also affect the number of online job ads, so over the year it will affect the data in this report.



**Department of
Job & Family Services**
OhioMeansJobs.com



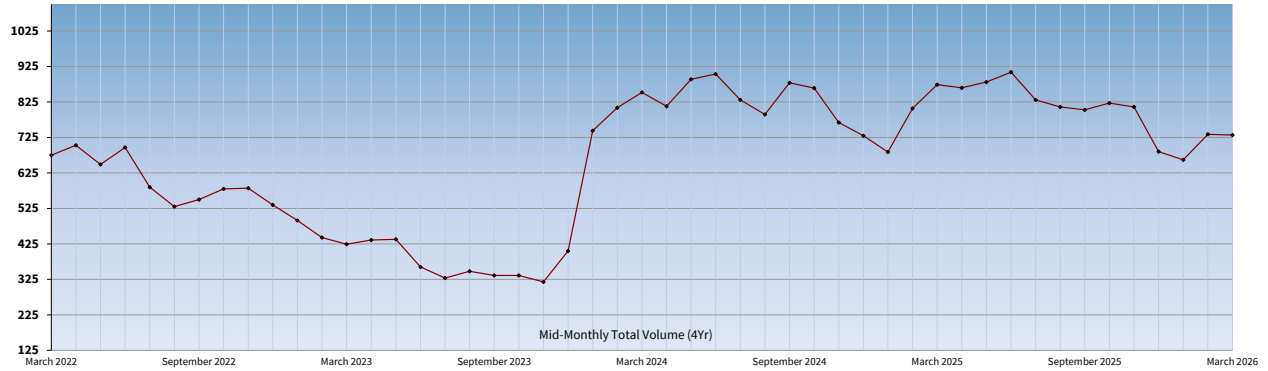
Online Job Postings

Legal Job Function

March 2026

OhioMeansJobs.com

A total of 732 job openings were posted online from February 14, 2026, through March 13, 2026, for the legal job function. The graph below shows historical trends for ads posted over the last several years.



Salary for Job Ads

| Salary Range | Ads |
|--|-------|
| Entry Level Jobs (less than \$30K) | 0.0% |
| Middle Income Jobs (\$30K-\$49K) | 2.5% |
| Upper Middle Income Jobs (\$50K-\$79K) | 21.0% |
| High Income Jobs (\$80K-\$99K) | 12.6% |
| Six Figure Jobs (\$100K+) | 63.9% |

Education for Job Ads

| Education Range | Ads |
|-------------------|-------|
| GED/High School | 7.5% |
| Associate Level | 7.4% |
| Bachelor's Degree | 20.9% |
| Master's Degree | 4.8% |
| Doctoral Degree | 59.4% |

Top Certifications for Job Ads

| Certifications | Ads |
|---|-----|
| American Bar Association | 32 |
| Driver's License | 25 |
| Security clearance | 14 |
| Certified Legal Manager | 12 |
| Occupational Safety & Health Administration Certification | 5 |
| Accredited Estate Planner | 3 |
| Secret security clearance | 2 |
| Data Encryption Standard | 2 |
| Certified Security Principles (C/SP) | 1 |
| SCI clearance | 1 |

Top Skills for Job Ads

| Skills | Ads |
|------------------|-----|
| Counseling | 319 |
| Operations | 122 |
| Microsoft Office | 111 |
| Customer service | 111 |
| Advising | 98 |
| Legal Services | 92 |
| Legal Support | 86 |
| Microsoft Word | 81 |
| Filing | 79 |
| Risk management | 72 |

Top Employers with the Most Job Ads

| Employer | Ads |
|--|-----|
| First American Financial Corporation | 36 |
| Taft Stettinius & Hollister LLP | 26 |
| Executive Office for U.S. Attorneys and the Office of the U.S. Attorneys | 21 |
| Kisling, Nestico & Redick, LLC | 20 |
| State of Ohio, ATTORNEY GENERAL | 14 |
| Nationwide | 14 |
| Akron Children's Hospital | 13 |
| Elevance Health | 11 |
| Ohio Department of Aging | 10 |
| Internal Revenue Service | 9 |
| Thompson Hine LLP | 9 |
| Vertiv Inc | 8 |
| State of Ohio | 7 |
| Ernst & Young | 7 |
| Morgan & Morgan | 7 |
| KPMG | 6 |
| CHILDREN'S HOSPITAL MEDICAL CENTER | 6 |
| Baker & Hostetler LLP | 6 |
| GEICO Inc. | 6 |
| U.S. Attorney's Office, U.S. Department of Justice | 6 |
| Ub Greensfelder LLP | 6 |
| KeyBank | 5 |
| McDonald Hopkins | 5 |
| Progressive Insurance | 5 |
| Merus | 5 |
| Supreme Court of Ohio | 5 |
| Vorys, Sater, Seymour & Pease | 4 |
| W3Global | 4 |
| Ogletree Deakins | 4 |
| Crowe Horwath LLP | 4 |

Top Occupations with the Most Job Ads

| Occupation | Ads |
|---|-----|
| Lawyers | 533 |
| Paralegals and Legal Assistants | 130 |
| Title Examiners, Abstractors, and Searchers | 39 |
| Legal Secretaries and Administrative Assistants | 13 |
| Administrative Law Judges, Adjudicators, and Hearing Officers | 7 |
| Judicial Law Clerks | 3 |
| Judges, Magistrate Judges, and Magistrates | 2 |
| Legal Support Workers, All Other | 2 |
| Court Reporters and Simultaneous Captioners | 2 |
| Arbitrators, Mediators, and Conciliators | 1 |

EDITOR'S NOTE: This report is based on data provided by TalentNeuron, a global research and advisory company. Through this partnership, new data sources and improved methodologies are available to better understand occupational demand over time. This reflects a change from the methodology used to produce these reports prior to October 2023.

This information is a snapshot in time and may not represent long-term trends. Any of this data, including historical reports, may vary slightly over time, as minor revisions are continually made to this live database. Some ads may appear in two or more occupation codes and may be counted more than once. This information should be used in conjunction with local labor market information to analyze current occupational demand.

This data has not been seasonally adjusted. Sometimes seasonal adjustment is used to remove fluctuations in unemployment and labor force trends that normally occur with changes in the season. Seasonal variation in employment occurs for natural and institutional reasons, including reduced employment involving outdoor activities during winter, changes in labor force and unemployment levels with opening and closing of schools, and layoffs during the automobile model changeover period. Seasonal variations can also affect the number of online job ads, so over the year it will affect the data in this report.



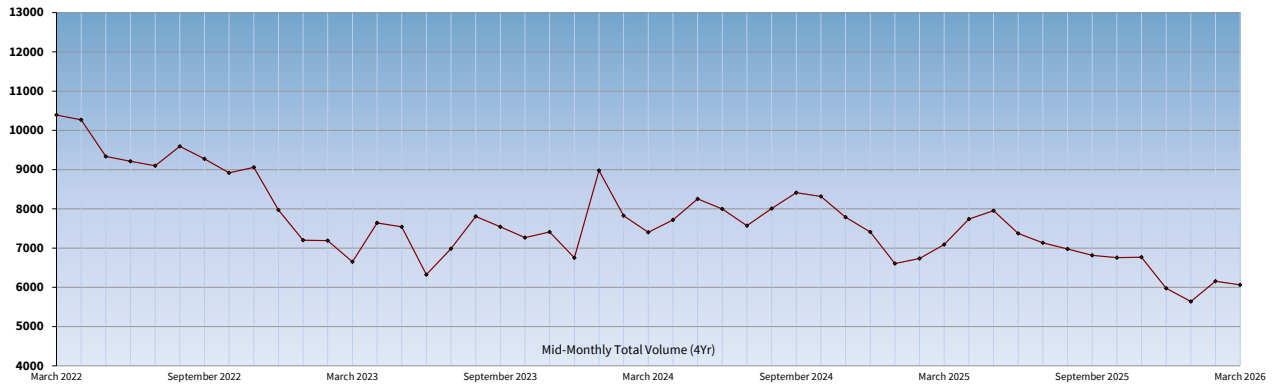
Online Job Postings

Maintenance/Repair Job Function

March 2026

OhioMeansJobs.com

A total of 6,065 job openings were posted online from February 14, 2026, through March 13, 2026, for the maintenance/repair job function. The graph below shows historical trends for ads posted over the last several years.



Salary for Job Ads

| Salary Range | Ads |
|--|-------|
| Entry Level Jobs (less than \$30K) | 0.1% |
| Middle Income Jobs (\$30K-\$49K) | 22.0% |
| Upper Middle Income Jobs (\$50K-\$79K) | 59.6% |
| High Income Jobs (\$80K-\$99K) | 15.4% |
| Six Figure Jobs (\$100K+) | 2.8% |

Education for Job Ads

| Education Range | Ads |
|-------------------|-------|
| GED/High School | 69.0% |
| Associate Level | 24.7% |
| Bachelor's Degree | 6.2% |
| Master's Degree | 0.2% |
| Doctoral Degree | 0.0% |

Top Certifications for Job Ads

| Certifications | Ads |
|---|-------|
| Driver's License | 2,589 |
| Occupational Safety & Health Administration Certification | 761 |
| Commercial Driver's License | 514 |
| Automotive Service Excellence | 431 |
| EPA certification | 427 |
| Class A Commercial Drivers License | 199 |
| HAZMAT | 165 |
| DOT Medical card | 143 |
| HVAC Certification | 128 |
| National Electrical Code | 100 |

Top Skills for Job Ads

| Skills | Ads |
|------------------------|-------|
| Operations | 1,381 |
| HVAC | 1,083 |
| Computer usage (basic) | 1,008 |
| Hand tools | 973 |
| Customer service | 851 |
| Schematics | 804 |
| Scheduling | 784 |
| Power tools | 743 |
| Pneumatics | 741 |
| Electrical systems | 583 |

Top Employers with the Most Job Ads

| Employer | Ads |
|---|-----|
| Carvana | 116 |
| Zachrich Trucking, Inc. | 97 |
| Rumpke | 85 |
| Spectrum | 82 |
| MasTec, Inc. | 80 |
| JLL | 77 |
| Cushman & Wakefield | 76 |
| Ryder | 54 |
| Cedar Point | 51 |
| Mavis Discount Tire | 51 |
| Walmart | 49 |
| Sunbelt Rentals | 49 |
| ABX AIR | 46 |
| Schaeffler Group | 46 |
| AG-PRO OHIO LLC | 45 |
| Avis Budget Group | 44 |
| DISH Network Corporation | 41 |
| Crash Champions LLC | 41 |
| White Water Express Car Wash | 39 |
| Home Depot | 38 |
| Mavis Tires & Brakes at Discount Prices | 38 |
| AIM Transportation Solutions | 37 |
| Valvoline | 35 |
| PT Intermediate Holdings IV LLC | 29 |
| Telsa Motors | 29 |
| Pep Boys | 29 |
| PENSKE | 27 |
| Johnson Controls | 25 |
| CertaSite | 25 |
| Tesla Motors | 25 |

Top Occupations with the Most Job Ads

| Occupation | Ads |
|---|-------|
| Maintenance and Repair Workers, General | 2,237 |
| Bus and Truck Mechanics and Diesel Engine Specialists | 614 |
| First-Line Supervisors of Mechanics, Installers, and Repairers | 464 |
| Industrial Machinery Mechanics | 450 |
| Telecommunications Equipment Installers and Repairers, Except Line Installers | 305 |
| Automotive Service Technicians and Mechanics | 298 |
| Electrical and Electronics Repairers, Powerhouse, Substation, and Relay | 218 |
| Heating, Air Conditioning, and Refrigeration Mechanics and Installers | 212 |
| Automotive Body and Related Repairers | 172 |
| Medical Equipment Repairers | 122 |
| Aircraft Mechanics and Service Technicians | 100 |
| Electrical and Electronics Repairers, Commercial and Industrial Equipment | 90 |
| Cleaners of Vehicles and Equipment | 88 |
| Mobile Heavy Equipment Mechanics, Except Engines | 87 |
| Telecommunications Line Installers and Repairers | 80 |
| Security and Fire Alarm Systems Installers | 77 |
| Tire Repairers and Changers | 64 |
| Electric Motor, Power Tool, and Related Repairers | 61 |
| Electrical Power-Line Installers and Repairers | 47 |
| Maintenance Workers, Machinery | 43 |
| Installation, Maintenance, and Repair Workers, All Other | 23 |
| Electronic Equipment Installers and Repairers, Motor Vehicles | 22 |
| Farm Equipment Mechanics and Service Technicians | 18 |
| Control and Valve Installers and Repairers, Except Mechanical Door | 18 |
| Home Appliance Repairers | 18 |
| Avionics Technicians | 16 |
| Electrical and Electronics Installers and Repairers, Transportation Equipment | 16 |
| Mechanical Door Repairers | 15 |
| Audiovisual Equipment Installers and Repairers | 14 |
| Outdoor Power Equipment and Other Small Engine Mechanics | 13 |

EDITOR'S NOTE: This report is based on data provided by TalentNeuron, a global research and advisory company. Through this partnership, new data sources and improved methodologies are available to better understand occupational demand over time. This reflects a change from the methodology used to produce these reports prior to October 2023.

This information is a snapshot in time and may not represent long-term trends. Any of this data, including historical reports, may vary slightly over time, as minor revisions are continually made to this live database. Some ads may appear in two or more occupation codes and may be counted more than once. This information should be used in conjunction with local labor market information to analyze current occupational demand.

This data has not been seasonally adjusted. Sometimes seasonal adjustment is used to remove fluctuations in unemployment and labor force trends that normally occur with changes in the season. Seasonal variation in employment occurs for natural and institutional reasons, including reduced employment involving outdoor activities during winter, changes in labor force and unemployment levels with opening and closing of schools, and layoffs during the automobile model changeover period. Seasonal variations can also affect the number of online job ads, so over the year it will affect the data in this report.



Department of
Job & Family Services
OhioMeansJobs.com



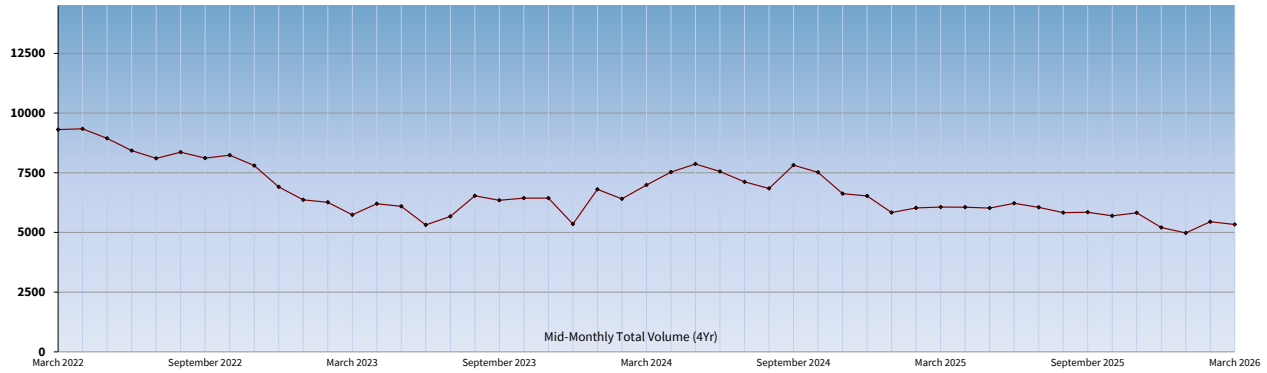
Online Job Postings

Manufacturing/Resources Job Function

March 2026

OhioMeansJobs.com

A total of 5,335 job openings were posted online from February 14, 2026, through March 13, 2026, for the manufacturing/resources job function. The graph below shows historical trends for ads posted over the last several years.



Salary for Job Ads

| Salary Range | Ads |
|--|-------|
| Entry Level Jobs (less than \$30K) | 1.6% |
| Middle Income Jobs (\$30K-\$49K) | 44.7% |
| Upper Middle Income Jobs (\$50K-\$79K) | 32.7% |
| High Income Jobs (\$80K-\$99K) | 13.2% |
| Six Figure Jobs (\$100K+) | 7.8% |

Education for Job Ads

| Education Range | Ads |
|-------------------|-------|
| GED/High School | 74.5% |
| Associate Level | 7.4% |
| Bachelor's Degree | 17.0% |
| Master's Degree | 1.0% |
| Doctoral Degree | 0.1% |

Top Certifications for Job Ads

| Certifications | Ads |
|---|-----|
| Occupational Safety & Health Administration Certification | 357 |
| Driver's License | 307 |
| HAZMAT | 88 |
| Security clearance | 63 |
| Six Sigma - Black Belt | 51 |
| Forklift certification | 51 |
| American Institute of Baking | 37 |
| First Aid certification | 33 |
| Six Sigma Green Belt | 27 |
| American Society of Mechanical Engineers | 26 |

Top Skills for Job Ads

| Skills | Ads |
|-------------------------------|-------|
| Operations | 1,967 |
| Mathematics | 1,131 |
| Continuous improvement | 1,020 |
| Quality Standards | 873 |
| Scheduling | 849 |
| Supervision | 796 |
| Personal protective equipment | 755 |
| Computer usage (basic) | 700 |
| Hand tools | 649 |
| Forklifts | 627 |

Top Employers with the Most Job Ads

| Employer | Ads |
|--|-----|
| Sealed Air Corporation | 99 |
| Precision Castparts Corp. | 71 |
| Department of Labor and Economic Opportunity | 69 |
| Ppg Industries | 59 |
| GE Aerospace | 51 |
| Kennametal, Inc. | 49 |
| Parker Hannifin Corp | 45 |
| Lincoln Electric Company | 44 |
| STERIS | 43 |
| RESILIENCE US INC | 43 |
| Hubbell, Inc. | 42 |
| STANDARDAERO BUSINESS AVIATION SERVICES LLC | 42 |
| Schaeffler Group | 36 |
| The Campbell's Company | 36 |
| Packaging Corporation of America (PCA) | 36 |
| Tremco | 35 |
| Silgan Plastics | 33 |
| StandardAero | 32 |
| ConAgra | 32 |
| KOKOSING | 32 |
| Ampcus Inc | 31 |
| Shearer's Foods | 30 |
| Airgas Inc. | 29 |
| WISCONSIN LABEL CORPORATION | 29 |
| Rexnord | 29 |
| Meijer | 28 |
| Signet Jewelers | 27 |
| NEW DAY FARMS | 27 |
| Cargill | 27 |
| Howmet Aerospace | 26 |

Top Occupations with the Most Job Ads

| Occupation | Ads |
|---|-------|
| First-Line Supervisors of Production and Operating Workers | 1,134 |
| Packaging and Filling Machine Operators and Tenders | 549 |
| Production Workers, All Other | 440 |
| Inspectors, Testers, Sorters, Samplers, and Weighers | 379 |
| Industrial Production Managers | 348 |
| Machinists | 306 |
| Helpers--Production Workers | 210 |
| Welders, Cutters, Solderers, and Brazers | 209 |
| Computer Numerically Controlled Tool Operators | 183 |
| Farmworkers and Laborers, Crop, Nursery, and Greenhouse | 97 |
| Electrical and Electronic Equipment Assemblers | 91 |
| Assemblers and Fabricators, All Other | 82 |
| Molding, Coremaking, & Casting Machine Setters, Operators, & Tenders, Metal & Plastic | 71 |
| Agricultural Equipment Operators | 65 |
| Electromechanical Equipment Assemblers | 60 |
| Printing Press Operators | 60 |
| Water and Wastewater Treatment Plant and System Operators | 53 |
| Butchers and Meat Cutters | 51 |
| Bakers | 47 |
| Team Assemblers | 46 |
| Mixing and Blending Machine Setters, Operators, and Tenders | 46 |
| Coating, Painting, and Spraying Machine Setters, Operators, and Tenders | 46 |
| Food Batchmakers | 43 |
| Cutting, Punching, & Press Machine Setters, Operators, & Tenders, Metal & Plastic | 38 |
| Engine and Other Machine Assemblers | 35 |
| Farmworkers, Farm, Ranch, and Aquacultural Animals | 31 |
| Laundry and Dry-Cleaning Workers | 31 |
| Cleaning, Washing, and Metal Pickling Equipment Operators and Tenders | 31 |
| First-Line Supervisors of Farming, Fishing, and Forestry Workers | 30 |
| Plant and System Operators, All Other | 30 |

EDITOR'S NOTE: This report is based on data provided by TalentNeuron, a global research and advisory company. Through this partnership, new data sources and improved methodologies are available to better understand occupational demand over time. This reflects a change from the methodology used to produce these reports prior to October 2023.

This information is a snapshot in time and may not represent long-term trends. Any of this data, including historical reports, may vary slightly over time, as minor revisions are continually made to this live database. Some ads may appear in two or more occupation codes and may be counted more than once. This information should be used in conjunction with local labor market information to analyze current occupational demand.

This data has not been seasonally adjusted. Sometimes seasonal adjustment is used to remove fluctuations in unemployment and labor force trends that normally occur with changes in the season. Seasonal variation in employment occurs for natural and institutional reasons, including reduced employment involving outdoor activities during winter, changes in labor force and unemployment levels with opening and closing of schools, and layoffs during the automobile model changeover period. Seasonal variations can also affect the number of online job ads, so over the year it will affect the data in this report.





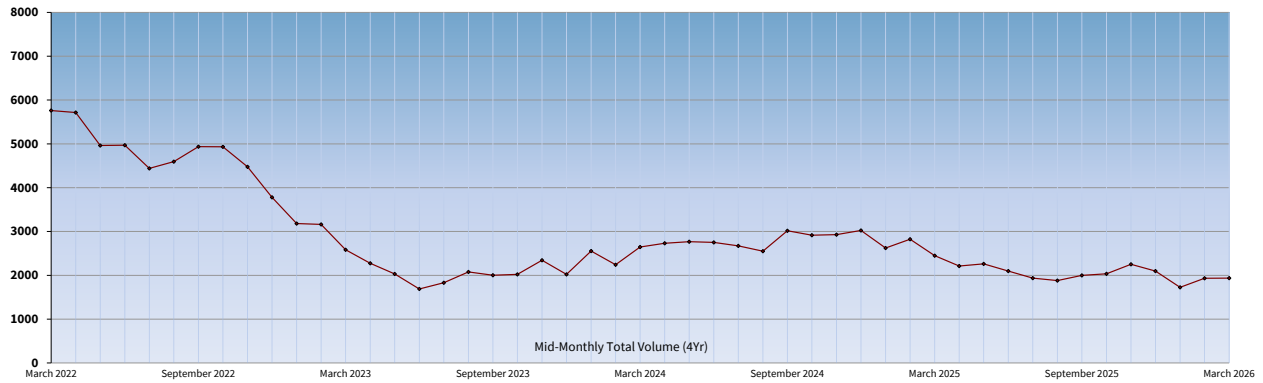
Online Job Postings

Marketing/Public Relations Job Function

March 2026

OhioMeansJobs.com

A total of 1,937 job openings were posted online from February 14, 2026, through March 13, 2026, for the marketing/public relations job function. The graph below shows historical trends for ads posted over the last several years.



Salary for Job Ads

| Salary Range | Ads |
|--|-------|
| Entry Level Jobs (less than \$30K) | 0.0% |
| Middle Income Jobs (\$30K-\$49K) | 1.0% |
| Upper Middle Income Jobs (\$50K-\$79K) | 19.0% |
| High Income Jobs (\$80K-\$99K) | 26.0% |
| Six Figure Jobs (\$100K+) | 54.0% |

Education for Job Ads

| Education Range | Ads |
|-------------------|-------|
| GED/High School | 0.9% |
| Associate Level | 0.9% |
| Bachelor's Degree | 96.4% |
| Master's Degree | 1.5% |
| Doctoral Degree | 0.2% |

Top Certifications for Job Ads

| Certifications | Ads |
|--|-----|
| Driver's License | 84 |
| Certified Marketing Specialist | 26 |
| Security clearance | 14 |
| First Aid certification | 12 |
| Financial Industry Regulatory Authority | 12 |
| Secret security clearance | 11 |
| Certified Corporate FP&A Professional | 10 |
| Certified Public Accountant | 10 |
| Certified Property Casualty Underwriter | 8 |
| Portfolio Management Professional (PFMP) | 7 |

Top Skills for Job Ads

| Skills | Ads |
|----------------------------------|-------|
| Marketing | 1,255 |
| Operations | 444 |
| Project management | 393 |
| Best practices | 372 |
| Microsoft Office | 364 |
| Product management | 351 |
| Key Performance Indicators | 328 |
| Marketing strategy | 318 |
| Microsoft PowerPoint | 311 |
| Customer relationship management | 302 |

Top Employers with the Most Job Ads

| Employer | Ads |
|---------------------------------|-----|
| Vertiv Inc | 74 |
| JPMorgan Chase & Co. | 59 |
| Kroger | 47 |
| ACCENTURE | 34 |
| McKesson | 24 |
| Huntington National Bank | 23 |
| Synchrony Financial | 22 |
| Rockwell Automation | 20 |
| KeyBank | 18 |
| The J.M. Smucker Company | 18 |
| DIRECTIVES, INC. | 18 |
| Oracle | 17 |
| Ernst & Young | 17 |
| Cummins Inc. | 13 |
| American Greetings Corporation | 13 |
| CIRCLE | 13 |
| Abercrombie & Fitch | 12 |
| Bath & Body Works | 12 |
| American Red Cross | 12 |
| Sherwin-Williams | 12 |
| Lensa | 11 |
| Farmers Insurance Group | 10 |
| Advantage Solutions Group, Inc. | 10 |
| Cintas | 9 |
| Paychex | 9 |
| Cardinal Health | 9 |
| Nestle | 9 |
| LexisNexis | 9 |
| Bath & Cabinet Experts | 8 |
| Goodyear | 8 |

Top Occupations with the Most Job Ads

| Occupation | Ads |
|--|-------|
| Market Research Analysts and Marketing Specialists | 1,221 |
| Marketing Managers | 521 |
| Fundraising Managers | 101 |
| Public Relations Managers | 70 |
| Fundraisers | 13 |
| Advertising and Promotions Managers | 11 |

EDITOR'S NOTE: This report is based on data provided by TalentNeuron, a global research and advisory company. Through this partnership, new data sources and improved methodologies are available to better understand occupational demand over time. This reflects a change from the methodology used to produce these reports prior to October 2023.

This information is a snapshot in time and may not represent long-term trends. Any of this data, including historical reports, may vary slightly over time, as minor revisions are continually made to this live database. Some ads may appear in two or more occupation codes and may be counted more than once. This information should be used in conjunction with local labor market information to analyze current occupational demand.

This data has not been seasonally adjusted. Sometimes seasonal adjustment is used to remove fluctuations in unemployment and labor force trends that normally occur with changes in the season. Seasonal variation in employment occurs for natural and institutional reasons, including reduced employment involving outdoor activities during winter, changes in labor force and unemployment levels with opening and closing of schools, and layoffs during the automobile model changeover period. Seasonal variations can also affect the number of online job ads, so over the year it will affect the data in this report.





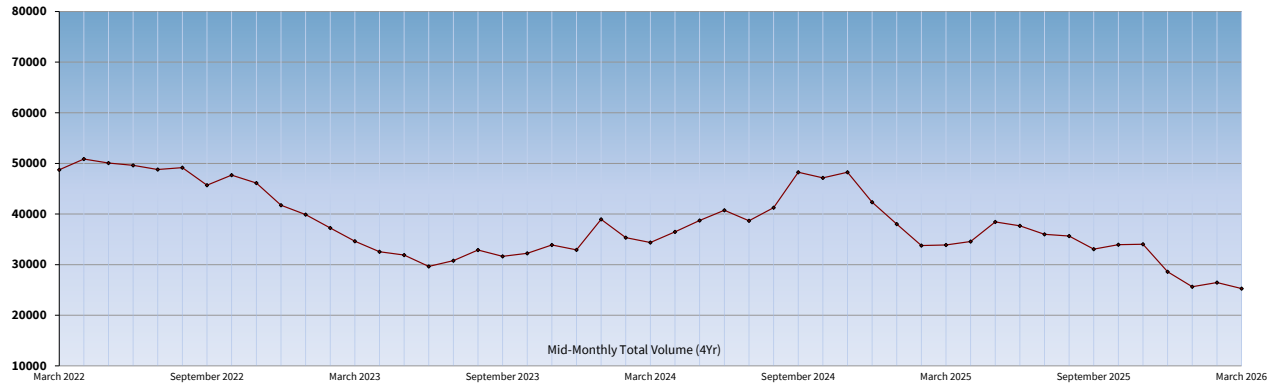
Online Job Postings

Medical/Health Job Function

March 2026

OhioMeansJobs.com

A total of 25,274 job openings were posted online from February 14, 2026, through March 13, 2026, for the medical/health job function. The graph below shows historical trends for ads posted over the last several years.



Salary for Job Ads

| Salary Range | Ads |
|--|-------|
| Entry Level Jobs (less than \$30K) | 1.4% |
| Middle Income Jobs (\$30K-\$49K) | 21.5% |
| Upper Middle Income Jobs (\$50K-\$79K) | 24.8% |
| High Income Jobs (\$80K-\$99K) | 16.7% |
| Six Figure Jobs (\$100K+) | 35.6% |

Education for Job Ads

| Education Range | Ads |
|-------------------|-------|
| GED/High School | 20.1% |
| Associate Level | 17.2% |
| Bachelor's Degree | 31.7% |
| Master's Degree | 10.7% |
| Doctoral Degree | 20.4% |

Top Certifications for Job Ads

| Certifications | Ads |
|--|-------|
| Basic Life Support | 5,241 |
| Certified Registered Nurse | 4,780 |
| Certification in Cardiopulmonary Resuscitation | 2,876 |
| Board Certified | 2,105 |
| Driver's License | 2,095 |
| Advanced Cardiac Life Support | 1,964 |
| Licensed Practical Nurse | 1,614 |
| Pediatric Advanced Life Support | 1,012 |
| Board Eligible | 765 |
| Medical License | 698 |

Top Skills for Job Ads

| Skills | Ads |
|--|-------|
| Customer service | 3,950 |
| Scheduling | 3,896 |
| Operations | 3,875 |
| Care plans | 3,518 |
| Life support | 3,266 |
| Supervision | 3,108 |
| Cardiopulmonary resuscitation | 2,891 |
| Electronic medical records | 2,686 |
| Code of Conduct | 2,478 |
| Protected Health Information Confidentiality | 2,158 |

Top Employers with the Most Job Ads

| Employer | Ads |
|---|-------|
| University Hospitals | 2,319 |
| Cleveland Clinic | 1,834 |
| MERCY HEALTH | 1,125 |
| CVS Health | 724 |
| CHILDREN'S HOSPITAL MEDICAL CENTER | 668 |
| Walgreens | 571 |
| Ohiohealth | 443 |
| Bon Secours Health System | 438 |
| Akron Children's Hospital | 384 |
| Trilogy Health Services | 383 |
| Ohio State University Wexner Medical Center | 383 |
| Akron Children's | 344 |
| Veterans Health Administration | 313 |
| Optum | 254 |
| Trilogy Management Services Ltd. | 240 |
| Blanchard Valley Health System | 226 |
| CrossMed Healthcare | 189 |
| Aultman Health Foundation | 188 |
| UC Health | 180 |
| Kroger | 172 |
| LHC Group | 170 |
| Walmart | 161 |
| University of Toledo | 160 |
| Promedica | 156 |
| Cynet Health | 155 |
| Kettering Health | 151 |
| Sevita | 139 |
| Premier Healthcare | 137 |
| GHR Healthcare | 135 |
| DaVita, Inc. | 132 |

Top Occupations with the Most Job Ads

| Occupation | Ads |
|---|-------|
| Registered Nurses | 5,099 |
| Pharmacy Technicians | 1,220 |
| Physicians, All Other | 1,163 |
| Nursing Assistants | 1,134 |
| Pharmacists | 1,086 |
| Medical Assistants | 1,035 |
| Licensed Practical and Licensed Vocational Nurses | 1,022 |
| Nurse Practitioners | 917 |
| Medical and Health Services Managers | 812 |
| Personal Care Aides | 789 |
| Medical Secretaries and Administrative Assistants | 719 |
| Radiologic Technologists and Technicians | 612 |
| Family Medicine Physicians | 563 |
| Speech-Language Pathologists | 538 |
| Physical Therapists | 439 |
| Respiratory Therapists | 347 |
| Phlebotomists | 323 |
| Occupational Therapists | 322 |
| Occupational Health and Safety Specialists | 303 |
| Obstetricians and Gynecologists | 269 |
| Mental Health and Substance Abuse Social Workers | 257 |
| Psychiatrists | 239 |
| Physician Assistants | 231 |
| Home Health Aides | 231 |
| Nurse Anesthetists | 219 |
| Radiologists | 215 |
| Medical Records Specialists | 215 |
| Emergency Medicine Physicians | 212 |
| Medical and Clinical Laboratory Technicians | 211 |
| Medical Equipment Preparers | 201 |

EDITOR'S NOTE: This report is based on data provided by TalentNeuron, a global research and advisory company. Through this partnership, new data sources and improved methodologies are available to better understand occupational demand over time. This reflects a change from the methodology used to produce these reports prior to October 2023.

This information is a snapshot in time and may not represent long-term trends. Any of this data, including historical reports, may vary slightly over time, as minor revisions are continually made to this live database. Some ads may appear in two or more occupation codes and may be counted more than once. This information should be used in conjunction with local labor market information to analyze current occupational demand.

This data has not been seasonally adjusted. Sometimes seasonal adjustment is used to remove fluctuations in unemployment and labor force trends that normally occur with changes in the season. Seasonal variation in employment occurs for natural and institutional reasons, including reduced employment involving outdoor activities during winter, changes in labor force and unemployment levels with opening and closing of schools, and layoffs during the automobile model changeover period. Seasonal variations can also affect the number of online job ads, so over the year it will affect the data in this report.



Department of
Job & Family Services
OhioMeansJobs.com



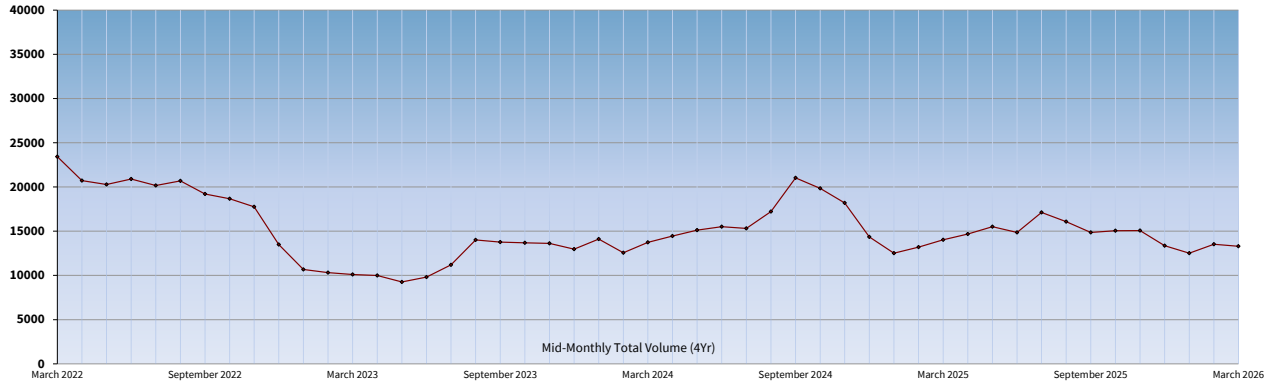
Online Job Postings

Operations/Logistics Job Function

March 2026

OhioMeansJobs.com

A total of 13,293 job openings were posted online from February 14, 2026, through March 13, 2026, for the operations/logistics job function. The graph below shows historical trends for ads posted over the last several years.



Salary for Job Ads

| Salary Range | Ads |
|--|-------|
| Entry Level Jobs (less than \$30K) | 1.1% |
| Middle Income Jobs (\$30K-\$49K) | 36.8% |
| Upper Middle Income Jobs (\$50K-\$79K) | 42.9% |
| High Income Jobs (\$80K-\$99K) | 12.5% |
| Six Figure Jobs (\$100K+) | 6.7% |

Education for Job Ads

| Education Range | Ads |
|-------------------|-------|
| GED/High School | 35.1% |
| Associate Level | 52.6% |
| Bachelor's Degree | 12.2% |
| Master's Degree | 0.1% |
| Doctoral Degree | 0.0% |

Top Certifications for Job Ads

| Certifications | Ads |
|---|-------|
| Commercial Driver's License | 8,399 |
| Class A Commercial Drivers License | 6,587 |
| Driver's License | 3,304 |
| HAZMAT | 1,686 |
| DOT Medical card | 1,033 |
| Tanker and Hazmat Endorsement | 655 |
| Class B Commercial Driver's License | 596 |
| Occupational Safety & Health Administration Certification | 331 |
| International Federation of Technical Analysts | 145 |
| Security clearance | 136 |

Top Skills for Job Ads

| Skills | Ads |
|------------------------|-------|
| Customer service | 2,098 |
| Tractor-trailers | 2,057 |
| Operations | 1,821 |
| Dispatch | 1,604 |
| Scheduling | 1,087 |
| Forklifts | 1,042 |
| OTR Driving Experience | 1,031 |
| Supply chain | 768 |
| Mathematics | 631 |
| Logistics | 614 |

Top Employers with the Most Job Ads

| Employer | Ads |
|------------------------------|-----|
| Western Express | 478 |
| MOVING SOLUTIONS | 345 |
| Wheeling Transportation | 282 |
| CRETE CARRIER CORPORATION | 257 |
| Grammer Logistics | 238 |
| Truck One | 189 |
| FedEx Express | 187 |
| McLane Company | 184 |
| Ryder | 172 |
| HOGAN TRUCK LEASING | 167 |
| Schneider National | 157 |
| Marten Transport | 150 |
| AIM Transportation Solutions | 148 |
| DoorDash | 145 |
| Domino's Pizza | 142 |
| Riverside Transport, Inc | 142 |
| US Foods | 141 |
| PENSKE | 135 |
| J.B. Hunt Transport | 128 |
| Forward Corporation | 124 |
| Classic Carriers (2004) Ltd | 115 |
| K & B Transportation | 115 |
| Store and Haul Trucking | 112 |
| Walmart | 108 |
| U.S. Xpress | 107 |
| Shaffer Trucking | 102 |
| Wise Wheeler LLC | 101 |
| AutoZone, Inc | 95 |
| Rumpke | 87 |
| goPuff | 86 |

Top Occupations with the Most Job Ads

| Occupation | Ads |
|---|-------|
| Heavy and Tractor-Trailer Truck Drivers | 7,504 |
| Light Truck Drivers | 1,056 |
| Driver/Sales Workers | 897 |
| Laborers and Freight, Stock, and Material Movers, Hand | 752 |
| Logisticians | 677 |
| First-Line Supervisors of Material-Moving Machine and Vehicle Operators | 386 |
| Bus Drivers, School | 368 |
| Purchasing Agents, Except Wholesale, Retail, and Farm Products | 330 |
| Industrial Truck and Tractor Operators | 285 |
| Purchasing Managers | 122 |
| Operations Research Analysts | 107 |
| Refuse and Recyclable Material Collectors | 105 |
| Transportation, Storage, and Distribution Managers | 101 |
| Shuttle Drivers and Chauffeurs | 81 |
| Packers and Packagers, Hand | 67 |
| Transportation Inspectors | 58 |
| Parking Attendants | 46 |
| Bus Drivers, Transit and Intercity | 30 |
| Wholesale and Retail Buyers, Except Farm Products | 28 |
| Tank Car, Truck, and Ship Loaders | 26 |
| Commercial Pilots | 22 |
| Transportation Security Screeners | 20 |
| First-Line Supervisors of Helpers, Laborers, and Material Movers, Hand | 19 |
| Cargo and Freight Agents | 18 |
| Emergency Management Directors | 17 |
| Couriers and Messengers | 15 |
| Aircraft Cargo Handling Supervisors | 14 |
| Postmasters and Mail Superintendents | 13 |
| Motor Vehicle Operators, All Other | 12 |
| Railroad Conductors and Yardmasters | 12 |

EDITOR'S NOTE: This report is based on data provided by TalentNeuron, a global research and advisory company. Through this partnership, new data sources and improved methodologies are available to better understand occupational demand over time. This reflects a change from the methodology used to produce these reports prior to October 2023.

This information is a snapshot in time and may not represent long-term trends. Any of this data, including historical reports, may vary slightly over time, as minor revisions are continually made to this live database. Some ads may appear in two or more occupation codes and may be counted more than once. This information should be used in conjunction with local labor market information to analyze current occupational demand.

This data has not been seasonally adjusted. Sometimes seasonal adjustment is used to remove fluctuations in unemployment and labor force trends that normally occur with changes in the season. Seasonal variation in employment occurs for natural and institutional reasons, including reduced employment involving outdoor activities during winter, changes in labor force and unemployment levels with opening and closing of schools, and layoffs during the automobile model changeover period. Seasonal variations can also affect the number of online job ads, so over the year it will affect the data in this report.



**Department of
Job & Family Services**
OhioMeansJobs.com



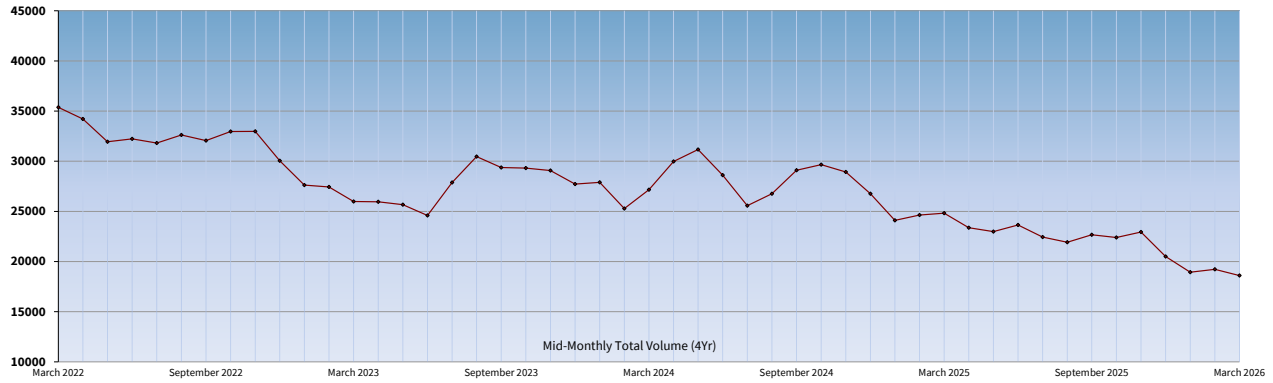
Online Job Postings

Sales/Business Development Job Functions

March 2026

OhioMeansJobs.com

A total of 18,602 job openings were posted online from February 14, 2026, through March 13, 2026, for the sales/business development job function. The graph below shows historical trends for ads posted over the last several years.



Salary for Job Ads

| Salary Range | Ads |
|--|-------|
| Entry Level Jobs (less than \$30K) | 4.7% |
| Middle Income Jobs (\$30K-\$49K) | 8.2% |
| Upper Middle Income Jobs (\$50K-\$79K) | 79.4% |
| High Income Jobs (\$80K-\$99K) | 3.5% |
| Six Figure Jobs (\$100K+) | 4.2% |

Education for Job Ads

| Education Range | Ads |
|-------------------|-------|
| GED/High School | 67.5% |
| Associate Level | 2.7% |
| Bachelor's Degree | 29.0% |
| Master's Degree | 0.3% |
| Doctoral Degree | 0.4% |

Top Certifications for Job Ads

| Certifications | Ads |
|---|-------|
| Driver's License | 2,707 |
| Automotive Service Excellence | 236 |
| State insurance license | 113 |
| Esthetician and Cosmetology License | 107 |
| First Aid certification | 104 |
| Insurance License | 96 |
| Occupational Safety & Health Administration Certification | 80 |
| HAZMAT | 69 |
| Security clearance | 37 |
| DOT Medical card | 34 |

Top Skills for Job Ads

| Skills | Ads |
|----------------------------|--------|
| Customer service | 10,259 |
| Customer experience | 4,245 |
| Operations | 3,828 |
| Sales experience / ability | 3,779 |
| Merchandising | 3,272 |
| Scheduling | 2,445 |
| Cash registers | 2,426 |
| Supervision | 2,387 |
| Product Knowledge | 2,303 |
| Client relationships | 2,290 |

Top Employers with the Most Job Ads

| Employer | Ads |
|--------------------------|-----|
| The Dollar General | 784 |
| Kroger | 621 |
| Walmart | 598 |
| Emergent Financial Group | 542 |
| Dollar Tree Stores, Inc. | 406 |
| Lowe's | 387 |
| Sally Beauty | 337 |
| TJX Companies | 326 |
| Walgreens | 313 |
| Home Depot | 305 |
| Meijer | 289 |
| AutoZone, Inc | 271 |
| Spectrum | 243 |
| CVS Health | 204 |
| Advance Auto Parts, Inc. | 203 |
| Macy's | 171 |
| T.j. Maxx | 165 |
| ULTA | 141 |
| Petco | 133 |
| Abercrombie & Fitch | 124 |
| University Hospitals | 111 |
| Goodwill Industries | 106 |
| Gordon Food Service | 106 |
| Kohl's Corporation | 104 |
| Bath & Body Works | 103 |
| Sherwin-Williams | 102 |
| T-Mobile | 97 |
| O'Reilly Auto Parts | 93 |
| COSMOPROF | 92 |
| Cellco Partnership | 90 |

Top Occupations with the Most Job Ads

| Occupation | Ads |
|--|-------|
| First-Line Supervisors of Retail Sales Workers | 3,988 |
| Retail Salespersons | 3,621 |
| Cashiers | 1,997 |
| Customer Service Representatives | 1,786 |
| Sales Managers | 1,289 |
| Sales Representatives of Services, Except Advertising, Insurance, Financial Services, and Tr | 1,162 |
| Sales Representatives, Wholesale and Manufacturing, Technical and Scientific Products | 1,142 |
| Insurance Sales Agents | 825 |
| Sales Engineers | 659 |
| Sales Representatives, Wholesale and Manufacturing, Except Technical and Scientific Prod | 450 |
| Parts Salespersons | 406 |
| Demonstrators and Product Promoters | 368 |
| First-Line Supervisors of Non-Retail Sales Workers | 347 |
| Health Technologists and Technicians, All Other | 222 |
| Advertising Sales Agents | 95 |
| Real Estate Sales Agents | 87 |
| Telemarketers | 59 |
| Counter and Rental Clerks | 56 |
| Sales and Related Workers, All Other | 15 |
| Door-to-Door Sales Workers, News and Street Vendors, and Related Workers | 14 |
| Real Estate Brokers | 8 |
| Agents and Business Managers of Artists, Performers, and Athletes | 6 |

EDITOR'S NOTE: This report is based on data provided by TalentNeuron, a global research and advisory company. Through this partnership, new data sources and improved methodologies are available to better understand occupational demand over time. This reflects a change from the methodology used to produce these reports prior to October 2023.

This information is a snapshot in time and may not represent long-term trends. Any of this data, including historical reports, may vary slightly over time, as minor revisions are continually made to this live database. Some ads may appear in two or more occupation codes and may be counted more than once. This information should be used in conjunction with local labor market information to analyze current occupational demand.

This data has not been seasonally adjusted. Sometimes seasonal adjustment is used to remove fluctuations in unemployment and labor force trends that normally occur with changes in the season. Seasonal variation in employment occurs for natural and institutional reasons, including reduced employment involving outdoor activities during winter, changes in labor force and unemployment levels with opening and closing of schools, and layoffs during the automobile model changeover period. Seasonal variations can also affect the number of online job ads, so over the year it will affect the data in this report.



**Department of
Job & Family Services**
OhioMeansJobs.com



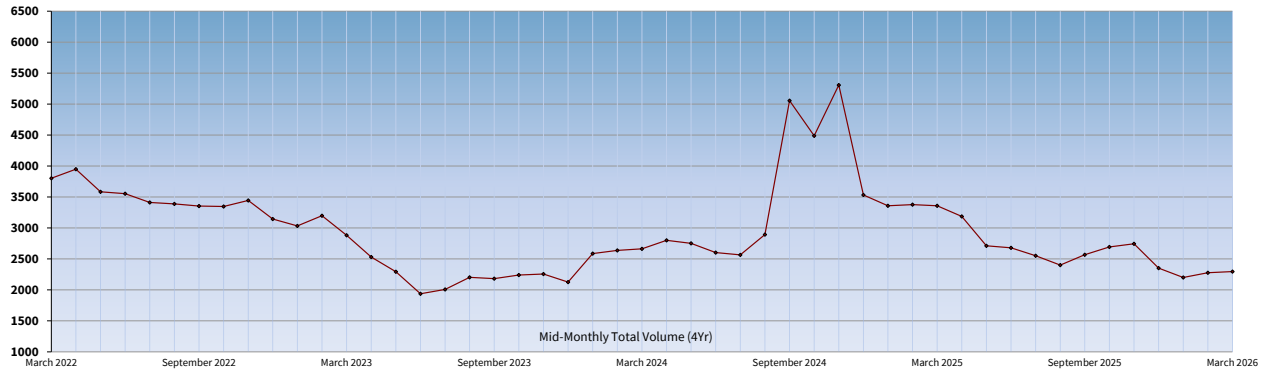
Online Job Postings

Science/R&D Job Function

March 2026

OhioMeansJobs.com

A total of 2,296 job openings were posted online from February 14, 2026, through March 13, 2026, for the science/research development job function. The graph below shows historical trends for ads posted over the last several years.



Salary for Job Ads

| Salary Range | Ads |
|--|-------|
| Entry Level Jobs (less than \$30K) | 0.1% |
| Middle Income Jobs (\$30K-\$49K) | 8.8% |
| Upper Middle Income Jobs (\$50K-\$79K) | 46.2% |
| High Income Jobs (\$80K-\$99K) | 19.7% |
| Six Figure Jobs (\$100K+) | 25.3% |

Education for Job Ads

| Education Range | Ads |
|-------------------|-------|
| GED/High School | 9.4% |
| Associate Level | 9.2% |
| Bachelor's Degree | 70.5% |
| Master's Degree | 6.0% |
| Doctoral Degree | 4.8% |

Top Certifications for Job Ads

| Certifications | Ads |
|---|-----|
| Driver's License | 309 |
| Occupational Safety & Health Administration Certification | 156 |
| Security clearance | 80 |
| Good Laboratory Practices certifications | 68 |
| HAZMAT | 58 |
| Good Clinical Practice | 53 |
| American Society for Testing and Materials | 36 |
| Certification in Ethics | 33 |
| Secret security clearance | 29 |
| Top Secret Sensitive Compartmented Information | 29 |

Top Skills for Job Ads

| Skills | Ads |
|------------------------|-----|
| Operations | 561 |
| Microsoft Office | 371 |
| Chemistry | 332 |
| Mathematics | 313 |
| Databases | 294 |
| Scheduling | 293 |
| Continuous improvement | 292 |
| Data collection | 287 |
| Biology | 283 |
| Python | 282 |

Top Employers with the Most Job Ads

| Employer | Ads |
|---|-----|
| medpace | 57 |
| Ohio State University Wexner Medical Center | 53 |
| Cinven | 46 |
| Cleveland Clinic | 42 |
| CHILDREN'S HOSPITAL MEDICAL CENTER | 38 |
| University of Cincinnati | 38 |
| University Hospitals | 33 |
| Charles River Laboratories | 32 |
| OHIO State University | 28 |
| KeyBank | 22 |
| Battelle Memorial Institute | 21 |
| Nationwide Children's Hospital | 20 |
| The J.M. Smucker Company | 19 |
| ACRT, Inc. | 17 |
| Syneos Health | 17 |
| Terracon | 16 |
| STERIS | 16 |
| RESILIENCE US INC | 16 |
| ACCENTURE | 14 |
| AtriCure, Inc. | 14 |
| Clean Harbors, Inc. | 14 |
| Ppg Industries | 13 |
| Oracle | 13 |
| Safety-Kleen | 13 |
| University of Toledo | 13 |
| Traverse Therapeutics | 12 |
| U.S. Department of Defense | 12 |
| Vertiv Inc | 12 |
| Department of the Air Force | 12 |
| Community Blood Center | 11 |

Top Occupations with the Most Job Ads

| Occupation | Ads |
|--|-----|
| Natural Sciences Managers | 360 |
| Life, Physical, and Social Science Technicians, All Other | 293 |
| Data Scientists | 265 |
| Compliance Officers | 245 |
| Environmental Science and Protection Technicians, Including Health | 197 |
| Biological Technicians | 181 |
| Statisticians | 162 |
| Chemists | 75 |
| Computer and Information Research Scientists | 65 |
| Chemical Technicians | 62 |
| Forest and Conservation Technicians | 42 |
| Environmental Scientists and Specialists, Including Health | 38 |
| Agricultural Technicians | 38 |
| Food Scientists and Technologists | 32 |
| Biological Scientists, All Other | 28 |
| Mathematical Science Occupations, All Other | 24 |
| Conservation Scientists | 24 |
| Zoologists and Wildlife Biologists | 21 |
| Social Science Research Assistants | 15 |
| Microbiologists | 12 |
| Food Science Technicians | 12 |
| Physicists | 9 |
| Geoscientists, Except Hydrologists and Geographers | 9 |
| Physical Scientists, All Other | 9 |
| Materials Scientists | 8 |
| Political Scientists | 7 |
| Forensic Science Technicians | 7 |
| Statistical Assistants | 7 |
| Soil and Plant Scientists | 6 |
| Atmospheric and Space Scientists | 6 |

EDITOR'S NOTE: This report is based on data provided by TalentNeuron, a global research and advisory company. Through this partnership, new data sources and improved methodologies are available to better understand occupational demand over time. This reflects a change from the methodology used to produce these reports prior to October 2023.

This information is a snapshot in time and may not represent long-term trends. Any of this data, including historical reports, may vary slightly over time, as minor revisions are continually made to this live database. Some ads may appear in two or more occupation codes and may be counted more than once. This information should be used in conjunction with local labor market information to analyze current occupational demand.

This data has not been seasonally adjusted. Sometimes seasonal adjustment is used to remove fluctuations in unemployment and labor force trends that normally occur with changes in the season. Seasonal variation in employment occurs for natural and institutional reasons, including reduced employment involving outdoor activities during winter, changes in labor force and unemployment levels with opening and closing of schools, and layoffs during the automobile model changeover period. Seasonal variations can also affect the number of online job ads, so over the year it will affect the data in this report.





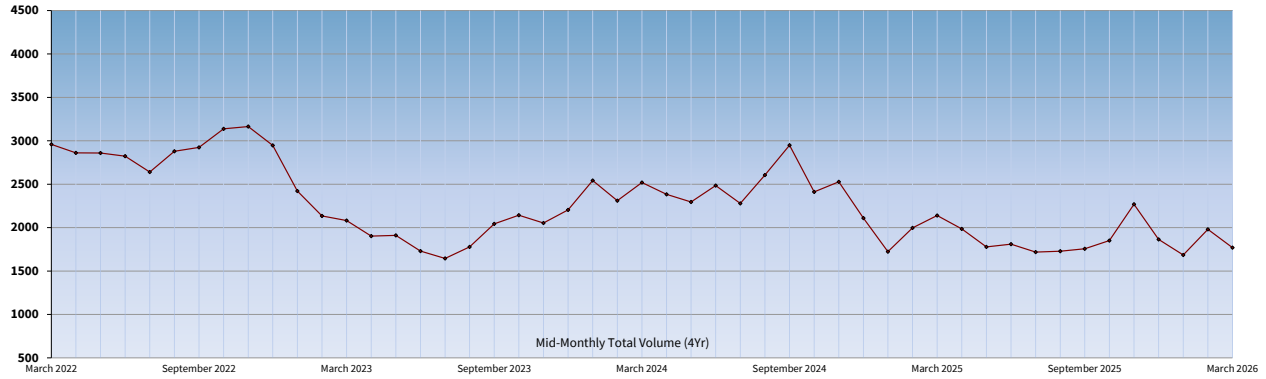
Online Job Postings

Security Job Functions

March 2026

OhioMeansJobs.com.

A total of 1,770 job openings were posted online from February 14, 2026, through March 13, 2026, for the security job function. The graph below shows historical trends for ads posted over the last several years.



Salary for Job Ads

| Salary Range | Ads |
|--|-------|
| Entry Level Jobs (less than \$30K) | 3.8% |
| Middle Income Jobs (\$30K-\$49K) | 62.1% |
| Upper Middle Income Jobs (\$50K-\$79K) | 21.5% |
| High Income Jobs (\$80K-\$99K) | 6.7% |
| Six Figure Jobs (\$100K+) | 5.9% |

Education for Job Ads

| Education Range | Ads |
|-------------------|-------|
| GED/High School | 77.5% |
| Associate Level | 6.2% |
| Bachelor's Degree | 15.8% |
| Master's Degree | 0.3% |
| Doctoral Degree | 0.3% |

Top Certifications for Job Ads

| Certifications | Ads |
|---|-----|
| Driver's License | 843 |
| First Aid certification | 237 |
| Security clearance | 67 |
| SCI clearance | 59 |
| Top Secret Sensitive Compartmented Information | 58 |
| Secret security clearance | 49 |
| HAZMAT | 44 |
| Top secret security clearance | 33 |
| Occupational Safety & Health Administration Certification | 28 |
| Peace Officer Certification | 25 |

Top Skills for Job Ads

| Skills | Ads |
|------------------------|-----|
| Customer service | 842 |
| Emergency procedures | 512 |
| Scheduling | 360 |
| Law enforcement | 325 |
| Operations | 315 |
| Access Control | 232 |
| Surveillance | 228 |
| First aid | 224 |
| Supervision | 198 |
| Computer usage (basic) | 189 |

Top Employers with the Most Job Ads

| Employer | Ads |
|------------------------------------|-----|
| Allied Universal | 474 |
| Securitas | 79 |
| Walmart | 58 |
| Home Depot | 43 |
| Cedar Point | 40 |
| Meijer | 24 |
| Macy's | 24 |
| Ymca | 20 |
| TJX Companies | 19 |
| Booz Allen Hamilton | 18 |
| Inter-con Security Systems | 17 |
| City of Cincinnati | 15 |
| Target Corporation | 14 |
| Metro One Loss Prevention Services | 13 |
| ROSS | 12 |
| Summit Fire and Security LLC | 11 |
| GardaWorld Security Services US | 11 |
| University Hospitals | 11 |
| Department of the Air Force | 11 |
| US Secret Service | 11 |
| Burlington Stores, Inc. | 10 |
| Cleveland Clinic | 10 |
| T.j. Maxx | 10 |
| COREMAIN | 10 |
| Penn Entertainment | 9 |
| Defense Logistics Agency | 9 |
| Akron Children's Hospital | 9 |
| PER MAR SECURITY | 9 |
| CertaSite | 9 |
| FedEx Express | 8 |

Top Occupations with the Most Job Ads

| Occupation | Ads |
|---|-----|
| Security Guards | 823 |
| Detectives and Criminal Investigators | 160 |
| Protective Service Workers, All Other | 133 |
| Police and Sheriff's Patrol Officers | 126 |
| Lifeguards, Ski Patrol, and Other Recreational Protective Service Workers | 88 |
| First-Line Supervisors of Protective Service Workers, All Other | 74 |
| Private Detectives and Investigators | 58 |
| Dispatchers, Except Police, Fire, and Ambulance | 53 |
| Firefighters | 34 |
| Correctional Officers and Jailers | 34 |
| School Bus Monitors | 31 |
| Fire Inspectors and Investigators | 30 |
| First-Line Supervisors of Security Workers | 28 |
| Public Safety Telecommunicators | 23 |
| First-Line Supervisors of Police and Detectives | 14 |
| First-Line Supervisors of Firefighting and Prevention Workers | 12 |
| Crossing Guards and Flaggers | 12 |
| Military Officer Special and Tactical Operations Leaders, All Other | 8 |
| Transit and Railroad Police | 7 |
| Parking Enforcement Workers | 6 |
| Gambling Surveillance Officers and Gambling Investigators | 3 |
| Military Enlist'd Tactical Ops & Air/Weapons Specialists & Crew Membrs, All Oths. | 3 |
| Forest Fire Inspectors and Prevention Specialists | 2 |
| Bailiffs | 2 |
| Artillery and Missile Officers | 2 |
| Command and Control Center Specialists | 2 |
| First-Line Supervisors of Correctional Officers | 1 |
| Animal Control Workers | 1 |

EDITOR'S NOTE: This report is based on data provided by TalentNeuron, a global research and advisory company. Through this partnership, new data sources and improved methodologies are available to better understand occupational demand over time. This reflects a change from the methodology used to produce these reports prior to October 2023.

This information is a snapshot in time and may not represent long-term trends. Any of this data, including historical reports, may vary slightly over time, as minor revisions are continually made to this live database. Some ads may appear in two or more occupation codes and may be counted more than once. This information should be used in conjunction with local labor market information to analyze current occupational demand.

This data has not been seasonally adjusted. Sometimes seasonal adjustment is used to remove fluctuations in unemployment and labor force trends that normally occur with changes in the season. Seasonal variation in employment occurs for natural and institutional reasons, including reduced employment involving outdoor activities during winter, changes in labor force and unemployment levels with opening and closing of schools, and layoffs during the automobile model changeover period. Seasonal variations can also affect the number of online job ads, so over the year it will affect the data in this report.



**Department of
Job & Family Services**
OhioMeansJobs.com



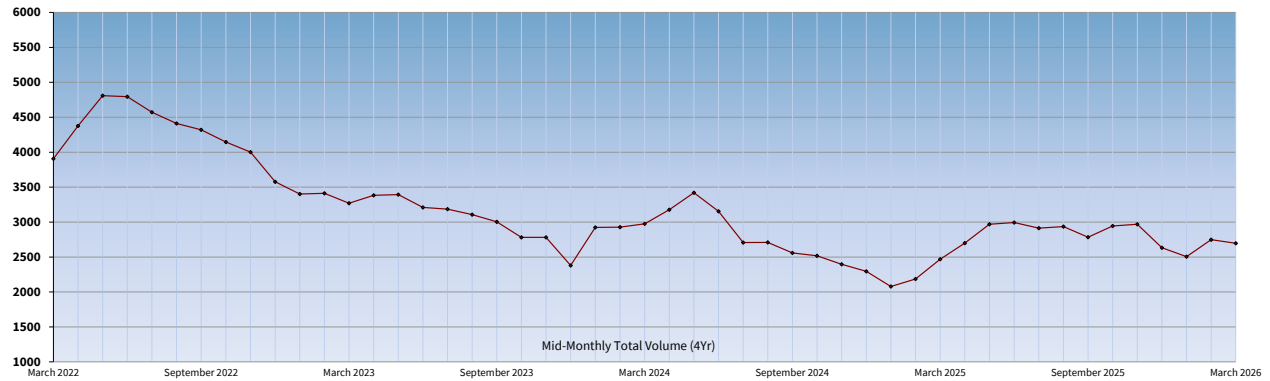
Online Job Postings

Social Services Job Function

March 2026

OhioMeansJobs.com

A total of 2,697 job openings were posted online from February 14, 2026, through March 13, 2026, for the social services job function. The graph below shows historical trends for ads posted over the last several years.



Salary for Job Ads

| Salary Range | Ads |
|--|-------|
| Entry Level Jobs (less than \$30K) | 1.0% |
| Middle Income Jobs (\$30K-\$49K) | 36.3% |
| Upper Middle Income Jobs (\$50K-\$79K) | 49.8% |
| High Income Jobs (\$80K-\$99K) | 9.5% |
| Six Figure Jobs (\$100K+) | 3.4% |

Education for Job Ads

| Education Range | Ads |
|-------------------|-------|
| GED/High School | 30.5% |
| Associate Level | 4.4% |
| Bachelor's Degree | 45.9% |
| Master's Degree | 18.6% |
| Doctoral Degree | 0.5% |

Top Certifications for Job Ads

| Certifications | Ads |
|--|-----|
| Driver's License | 948 |
| Licensed Social Worker | 172 |
| First Aid certification | 141 |
| Licensed Professional Clinical Counselor | 88 |
| Licensed Master Social Worker | 87 |
| Community Health Worker Certification | 52 |
| Licensed Clinical Social Worker | 48 |
| Licensed Professional Counselor | 33 |
| Certified Case Manager | 27 |
| Certification in Ethics | 26 |

Top Skills for Job Ads

| Skills | Ads |
|-----------------|-------|
| Communication | 1,244 |
| Collaboration | 896 |
| Relationships | 823 |
| Planning | 728 |
| Monitoring | 718 |
| Counseling | 690 |
| Supervision | 621 |
| Facilitation | 608 |
| Social work | 557 |
| Case management | 486 |

Top Employers with the Most Job Ads

| Employer | Ads |
|---|-----|
| Sevita | 139 |
| Bowling Green State University | 114 |
| Quality Moments Behavioral Health | 83 |
| University of Cincinnati | 56 |
| CareSource | 54 |
| CHILDREN'S HOSPITAL MEDICAL CENTER | 53 |
| FAMILY & COMMUNITY SERVICES, INC. | 51 |
| University Hospitals | 51 |
| ResCare | 50 |
| Molina Healthcare Inc. | 40 |
| BrightSpring Health Services | 38 |
| Veterans Health Administration | 38 |
| ALVIS, Inc. | 31 |
| ViaQuest, Inc. | 29 |
| Elevance Health | 29 |
| Trilogy Management Services Ltd. | 26 |
| Young Mens Christian Association | 23 |
| CVS Health | 23 |
| Ymca | 23 |
| Akron Children's Hospital | 22 |
| Cleveland Clinic | 21 |
| Dynamic Educational Systems, Inc. | 21 |
| Trilogy Health Services | 19 |
| Bellefaire JCB | 19 |
| Columbus State Community College | 19 |
| Ohio State University Wexner Medical Center | 19 |
| Southern New Hampshire University | 18 |
| Finni Health (YC W23) | 17 |
| Coleman Professional Services | 17 |
| National Church Residences | 15 |

Top Occupations with the Most Job Ads

| Occupation | Ads |
|---|-------|
| Social and Human Service Assistants | 1,076 |
| Educational, Guidance, and Career Counselors and Advisors | 540 |
| Healthcare Social Workers | 418 |
| Community and Social Service Specialists, All Other | 256 |
| Child, Family, and School Social Workers | 108 |
| Social and Community Service Managers | 83 |
| Directors, Religious Activities and Education | 48 |
| Substance Abuse and Behavioral Disorder Counselors | 45 |
| Clergy | 42 |
| Community Health Workers | 32 |
| Probation Officers and Correctional Treatment Specialists | 31 |
| Social Workers, All Other | 12 |
| Counselors, All Other | 5 |
| Religious Workers, All Other | 1 |

EDITOR'S NOTE: This report is based on data provided by TalentNeuron, a global research and advisory company. Through this partnership, new data sources and improved methodologies are available to better understand occupational demand over time. This reflects a change from the methodology used to produce these reports prior to October 2023.

This information is a snapshot in time and may not represent long-term trends. Any of this data, including historical reports, may vary slightly over time, as minor revisions are continually made to this live database. Some ads may appear in two or more occupation codes and may be counted more than once. This information should be used in conjunction with local labor market information to analyze current occupational demand.

This data has not been seasonally adjusted. Sometimes seasonal adjustment is used to remove fluctuations in unemployment and labor force trends that normally occur with changes in the season. Seasonal variation in employment occurs for natural and institutional reasons, including reduced employment involving outdoor activities during winter, changes in labor force and unemployment levels with opening and closing of schools, and layoffs during the automobile model changeover period. Seasonal variations can also affect the number of online job ads, so over the year it will affect the data in this report.



**Department of
Job & Family Services**
OhioMeansJobs.com.