



Department of  
Job & Family  
Services

Labor Market Information



# Labor Market Matters

Issue No. 8 | Spring 2026

## Mailing List

Join the LMI mailing list for updates and announcements. Sign up at [ohiolmi.com/email-updates](http://ohiolmi.com/email-updates).

## Table Of Contents

Data Request Spotlight:  
Exploring Local Business Data ..... Page 2

Read, Learn and Grow ..... Page 2

Dashboard Spotlight  
Ohio's Labor Force..... Page 3

We Want to Hear from You ..... Page 3

Labor Market Benchmarking ..... Page 4

Data and Confidentiality ..... Page 4

Save the Date..... Page 4

Meet the Team:  
Nicole Butler ..... Page 4

## Big Update: How JOLTS Data Will Be Released



The U.S. Bureau of Labor Statistics (BLS) is changing how it shares state-level data from the Job Openings and Labor Turnover Survey (JOLTS). Instead of monthly updates, these numbers will now come out once a year.

Why does this matter? JOLTS tracks things like job openings, hires, and quits—key indicators of how healthy the job market is. Businesses, workers, and policymakers use this information to understand trends and make decisions.

Here's what's changing:

- **No monthly releases.** The last one included December 2025 data, published in February 2026.
- **Annual releases.** Each year, BLS will release all monthly estimates for the previous year in one report. The first annual news release is scheduled for July 2026.
- **Quality data.** The annual release will include updates and revisions based on the most accurate employment and wage data available.

Want to learn more? Visit [bls.gov/jlt/](http://bls.gov/jlt/).

Matt Damschroder, Director  
Ohio Department of Job and Family Services



## Data Request Spotlight: Exploring Local Business Data

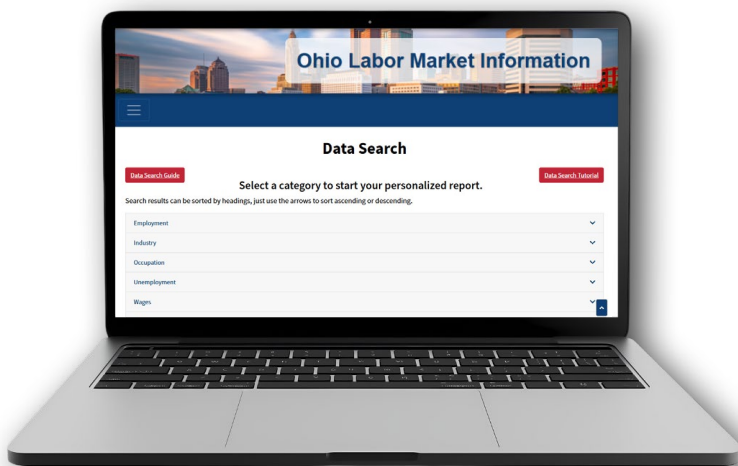
Recently, LMI received a question from a partner working on a grant proposal: “Can you tell me how many businesses are in a specific county, and break it down by industry?”

Great question! The answer is yes! You can find the most recent information, including the number of business establishments in a county by industry, using the Quarterly Census of Employment and Wages (QCEW) Data Search Tool on [OhioLMI.com](https://ohiolmi.com).

Here’s something important to know: **LMI’s QCEW data counts establishments, not businesses.**

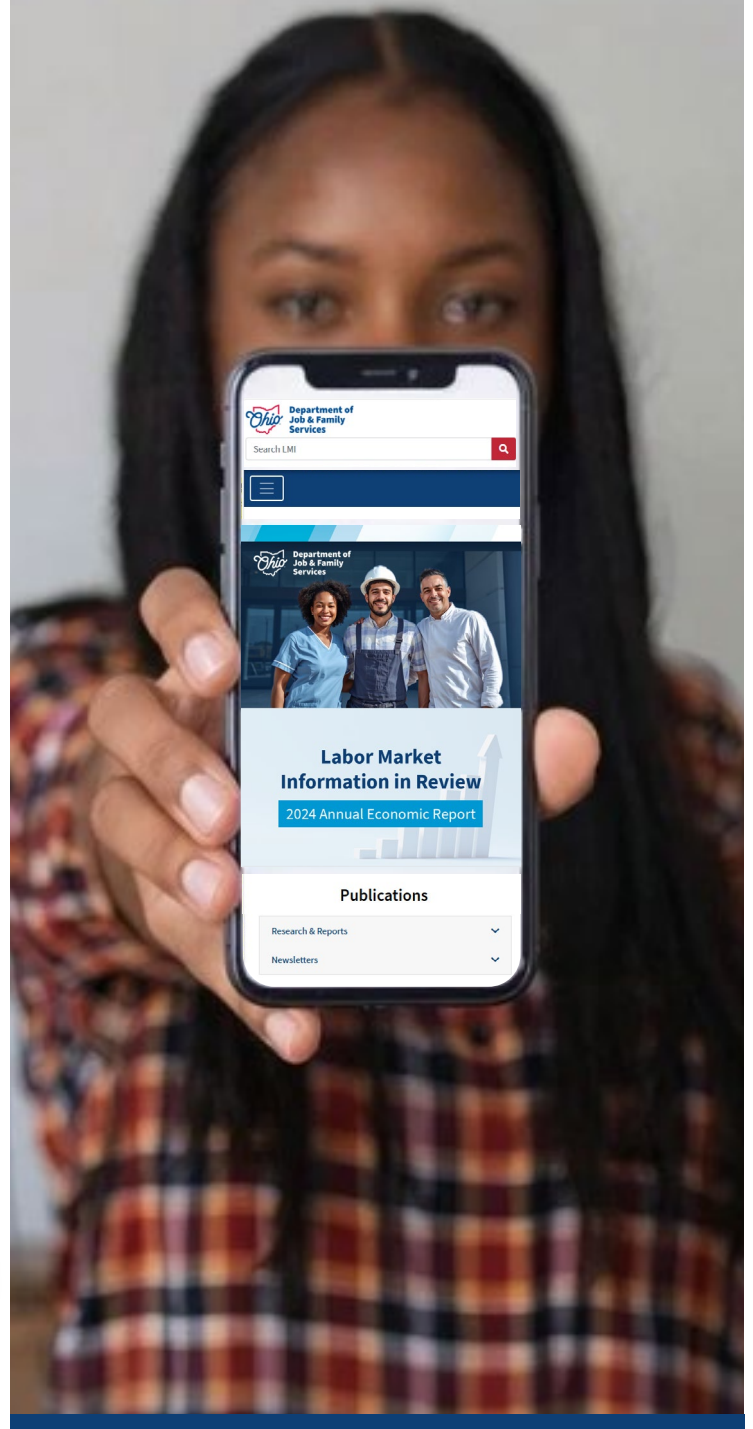
Why does that matter? A single business can have multiple establishments in the same county. For example, if a fast-food franchise has three restaurants, it shows up as three establishments, even though it’s one employer.

Curious about your county? Check out the Data Search Tool at [OhioLMI.com/DataSearch](https://ohiolmi.com/DataSearch).



## Read, Learn, and Grow

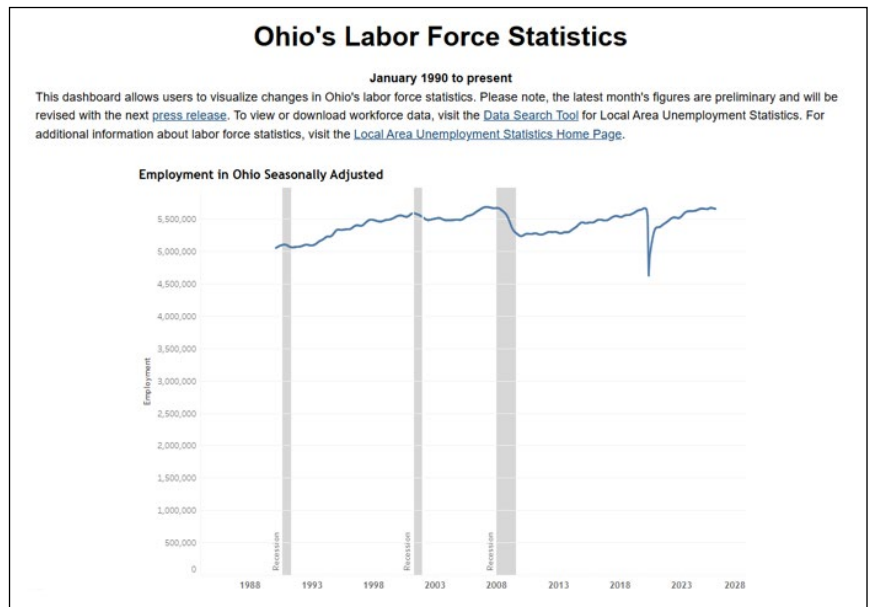
Want to learn more? Check out our latest blogs at [OhioLMI.com/Home/Publications](https://ohiolmi.com/Home/Publications) for insights, tips, and updates on Ohio’s labor market trends!



## Dashboard Spotlight – Ohio’s Labor Force Statistics

Curious about how Ohio’s job market is trending? Check out [Ohio’s Labor Force Statistics dashboard](#). This is a quick and interactive way to see movements in the labor force, employment, unemployment, and the unemployment rate across the state. You can drill down to counties, metro areas, and even cities with populations of 25,000 or more.

Plus, the dashboard lets you download charts for easy sharing. Data is updated monthly, with preliminary figures revised in the next release—so you’re always looking at the latest insights.



## We Want to Hear from You

Do you use [OhioLMI.com](#) or rely on our employment data? If so, we'd love to hear how it's made a difference for you.

Connect with us at [ContactLMI@jfs.ohio.gov](mailto:ContactLMI@jfs.ohio.gov).

## Labor Market Benchmarking

Each year, the BLS and states perform a process called benchmarking to improve the accuracy of employment data. Benchmarking compares survey-based job estimates to more complete data from unemployment insurance records, which all employers report quarterly. This annual adjustment aligns monthly survey estimates with actual employment counts, correcting sampling and reporting errors and ensuring the data reflects the full population.

In Ohio, benchmarking revisions are typically published in March, but the exact date may vary based on federal guidance. Visit [Benchmarking : U.S. Bureau of Labor Statistics](#) for more detailed information.

## Data and Confidentiality

Ohio LMI protects the privacy of individuals and employers by using data only for statistical purposes and removing details that could identify anyone. When an industry has very few businesses or when one business dominates, the data is combined at a broader level to maintain confidentiality, following strict state and federal laws. The same principle applies to individuals' data.

**SAVE  
THE DATE**

Do you want to stay on top of the latest labor market trends, like unemployment rates and labor force statistics? Mark your calendar with our 2026 press release dates <https://ohiolmi.com/Home/Events>.

## Meet the Team: Nicole Butler



Nicole began her journey with LMI in 2011 as an intermittent employee. After spending a few years at the Ohio Department of Public Safety, she returned to LMI in 2021. Now, she works on our team as a labor market analyst 2 in the Occupational Employment Stats section. She says she enjoys working for her supervisor, Jess Walton, and being part of such a great team.

Outside of work, Nicole is a proud mom of three boys, ages 9, 14, and 19, who keep her constantly on the go. Her oldest recently started his college career at Ohio University, where he plays on the men's basketball team. Between work, sports, and busy schedules, life stays full—but in the best way!